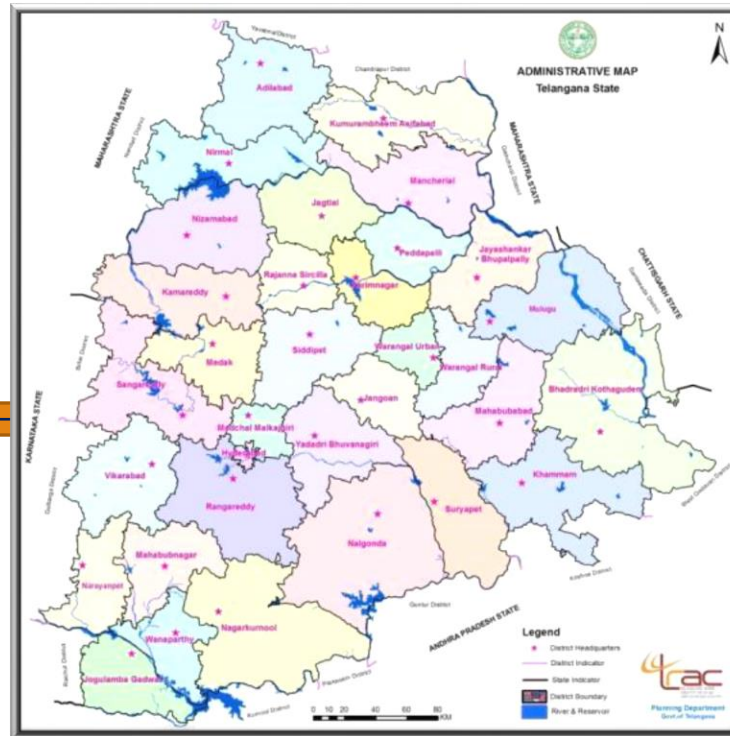




# Telangana State Glimpses of Initiatives & Achievements



March, 2019

# State Profile



# State Profile

Sl. No	Parameters	Telangana	India
1	Geographical Area (Sq.km)	1,12,077	32,87,469
2	Annual Normal Rainfall (mm) (DE&S)	906.0	1,083
3	Administrative Districts (No.)	33	719
4	Population Density (Persons/Sq.km)	312	382
5	Total Population (Crores)	3.50	121.09
6	SC Population	15.45%	16.63%
7	ST Population	9.08%	8.63%
8	Sex Ratio (Females per 1,000 Males)	988	943
9	Rural Population	61.12%	68.86%
10	Urban Population	38.88%	31.14%
11	Literacy Rate	66.54%	72.98%
12	Per Capita Income -2017-18 (Rs.) - (MoSPI)	2,06,107	1,26,699
13	Infant Mortality Rate (per 1000) - (SRS-2016)	31	34
14	Maternal Mortality Rate (per 1 lakh) – (MMR Bulletin, 2014–16)	81	130

# Major Initiatives

---

- Farmers – ‘Rythu Bhandhu’, ‘Rythu Bima’ schemes
- Modernization of Land records program
- Legalizing the unregistered land records through ‘Sadabainama’
- Horticulture – Poly Houses and Micro Irrigation
- Mission Bhagiratha – piped and treated drinking water to every household
- Irrigation – water to the parched lands and reviving ancient wisdom – Mission Kakatiya
- Power Sector – From darkness to light – How did we do it?
- Industries - From 13 to No.1 in EoDB rankings, TS -iPass

# Major Initiatives...

---

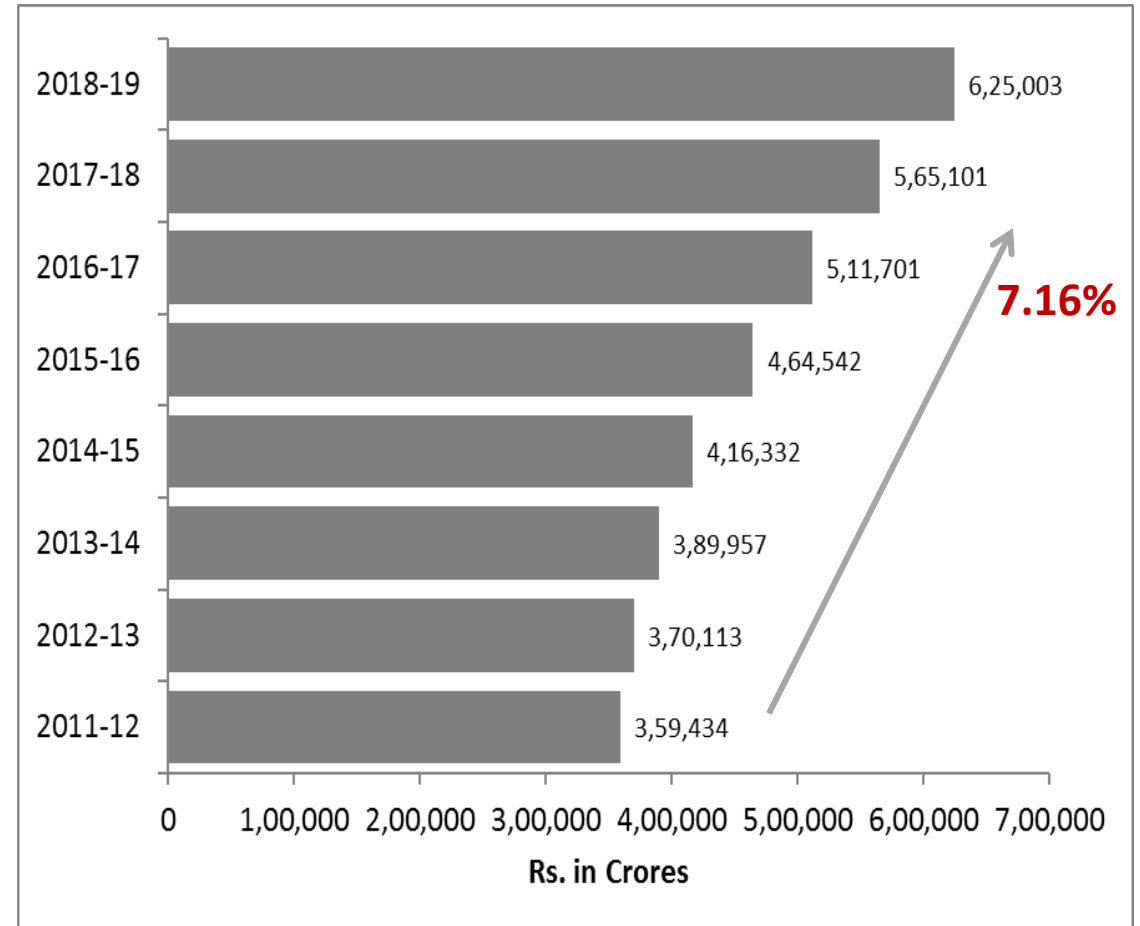
- Moving Beyond Access in Education – Excellence through Residential Schools system – learning from a Pioneer
- Quality Health care – KCR Kits, Kanti Velugu and focus on NCDs – improving healthcare infrastructure
- Caring for the poor & inclusive growth – Aasara pensions, Kalyana Lakshmi, SC and ST Special Development Fund, BC – Sheep program, MBC and Minority Welfare Schemes
- Caring for the environment – Haritha Haram

Economy

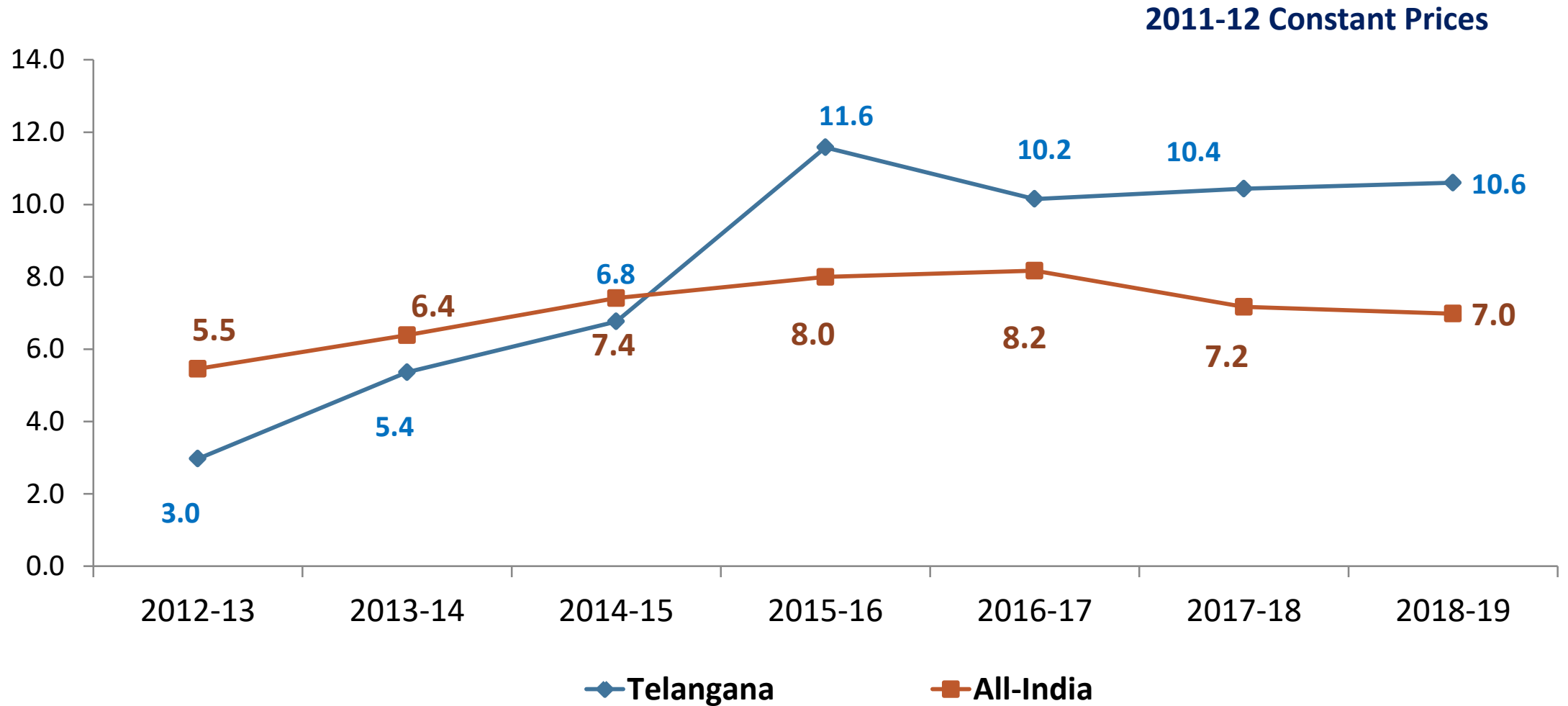
# Gross State Domestic Product (GSDP) at 2011-12 Constant Prices

- At constant prices, the Gross State Domestic Product (GSDP) of Telangana was **Rs.6,25,003 crores** and India was **Rs.1,41,00,119 crores** in 2018-19.
- Between 2011-12 and 2018-19, the average annual GSDP growth of Telangana was **7.16%** and India was **6.17%**.

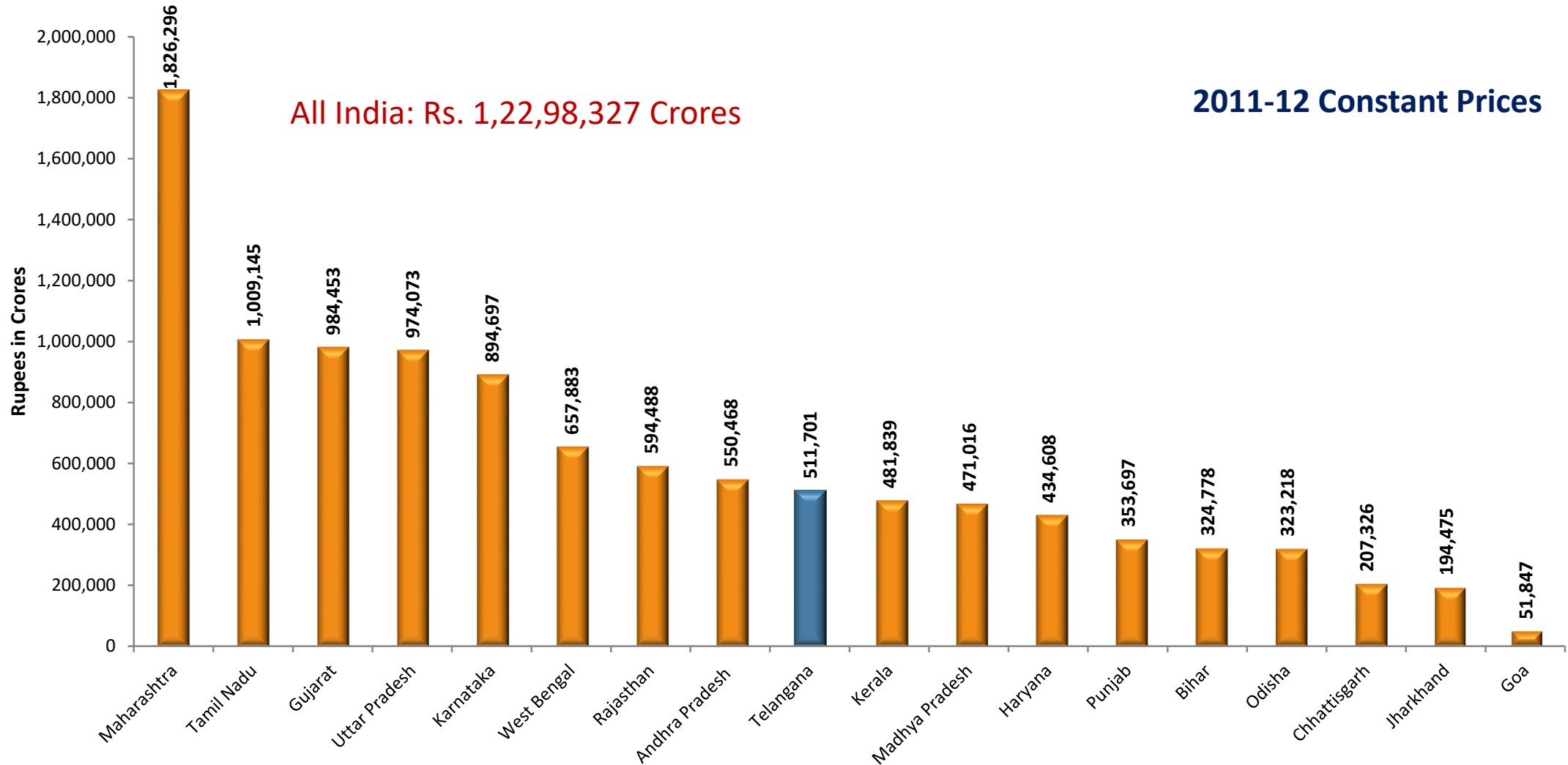
Year	GSDP/GDP (Rs.Crores)		Growth Rate	
	Telangana	All-India	Telangana	All-India
2011-12	3,59,434	87,36,329		
2012-13	3,70,113	92,13,017	3.0	5.5
2013-14	3,89,957	98,01,370	5.4	6.4
2014-15	4,16,332	1,05,27,674	6.8	7.4
2015-16	4,64,542	1,13,69,493	11.6	8.0
2016-17	5,11,701	1,22,98,327	10.2	8.2
2017-18	5,65,101	1,31,79,857	10.4	7.2
2018-19	6,25,003	1,41,00,119	10.6	7.0



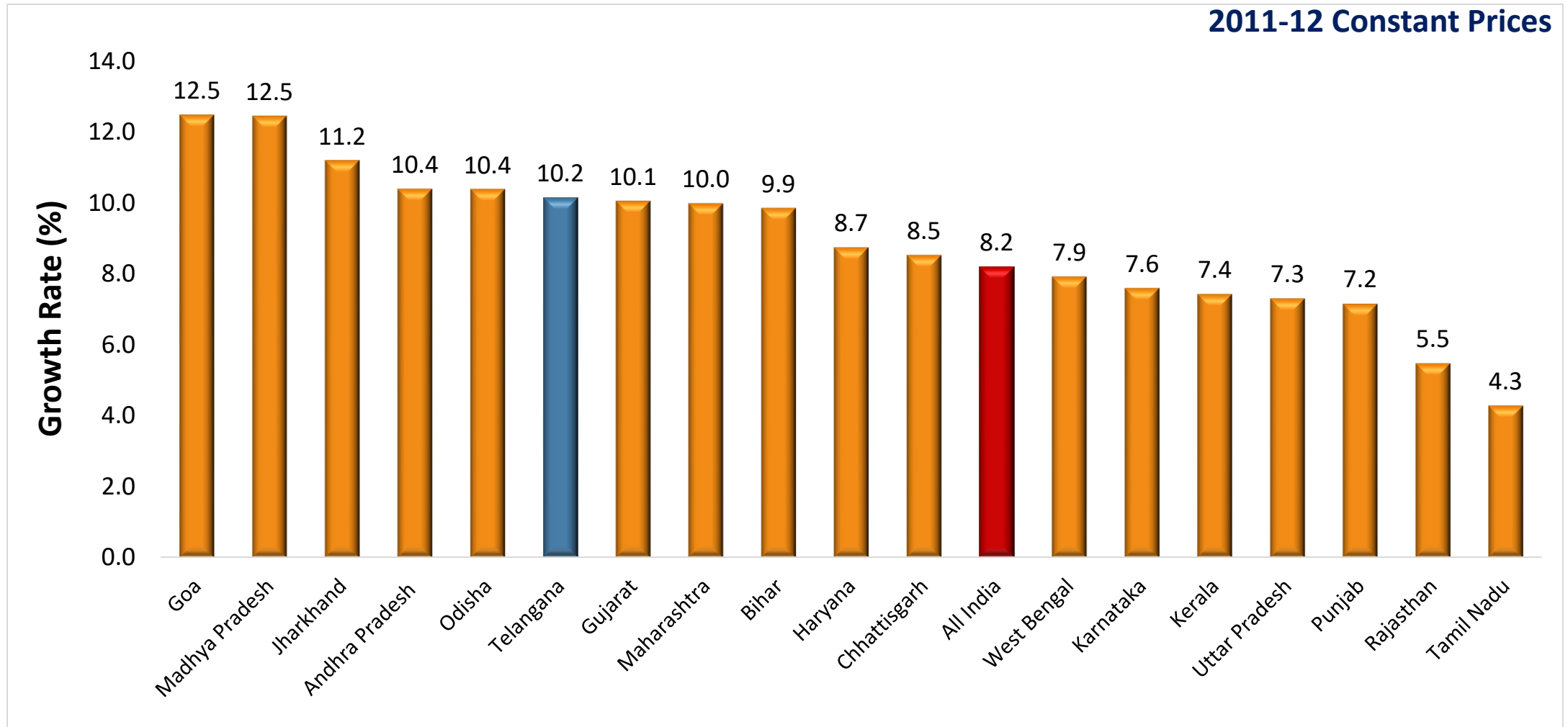
# Growth Rates of GSDP of Telangana vis-a-vis GDP of All India



# State-wise GSDP (2016-17) – Non Special Category States



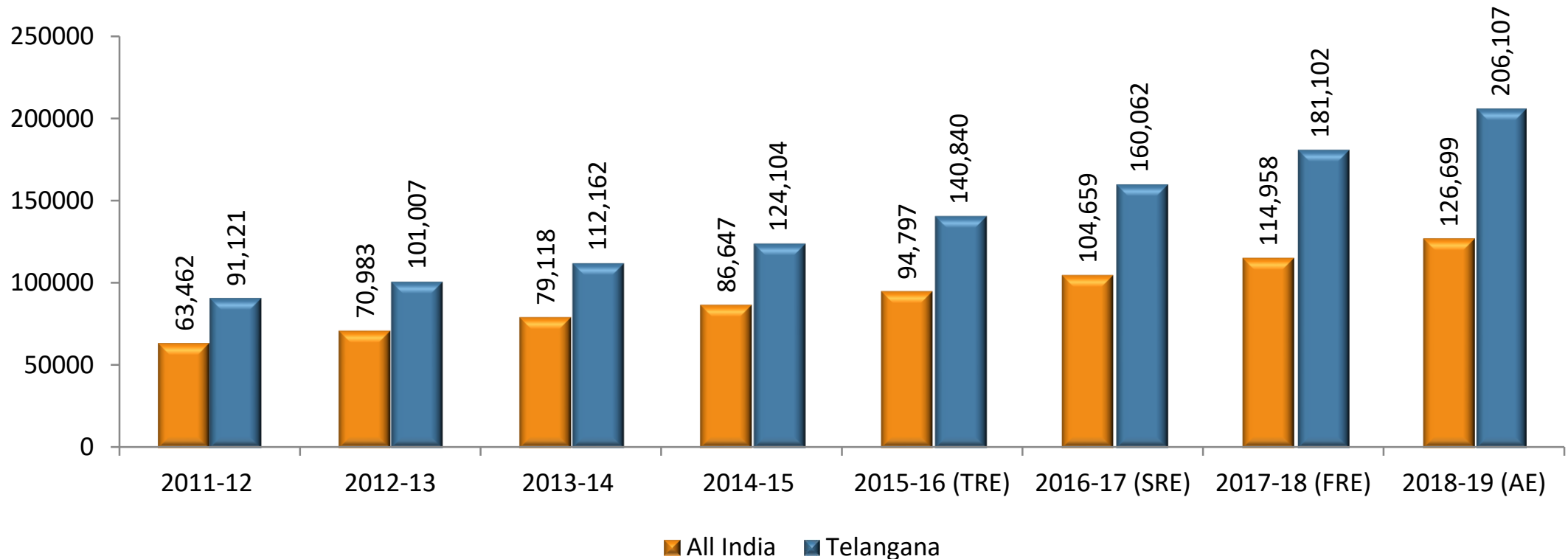
# State-wise GSDP Growth Rate (2016-17) – Non Special Category States



Source: MOSPI, GoI

# Per capita Income (PCI)

- As per the Advance Estimates 2018-19, PCI of Telangana is **Rs. 2.06 lakh** as against the National PCI of **Rs. 1.26 lakh**
- In absolute terms, PCI of Telangana is **63%** higher than the All-India average
- Growth rate in PCI of Telangana remained consistently higher than the national average **after 2014-15**
- **After State formation impressive growth of PCI by 66% in 4 years**

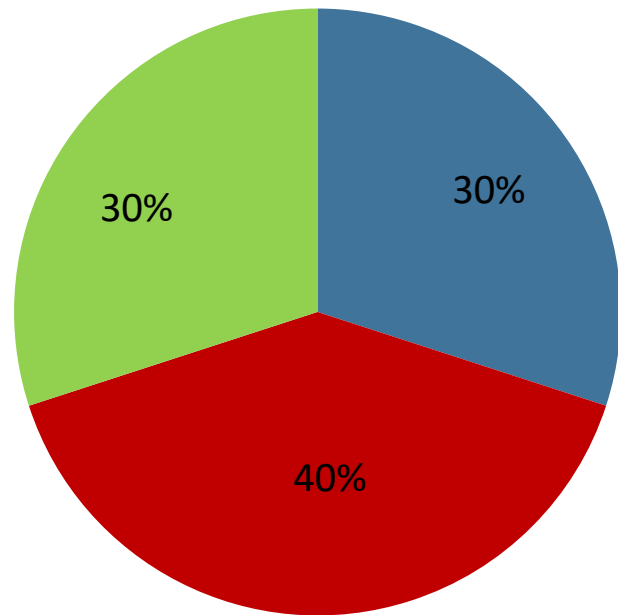


# Economy: High Inter District Disparities (Per Capita)

---

## Per Capita Variation - Population:

*State Average is greater than National Average*



- 4 Districts > State Average
- 14 Districts < State Average & > National Average
- 13 Districts < National Average

- Top 3 districts with 25% of the Population contribute 48% GSDP
- Bottom 10 districts with 18% of the Population contribute only 12% to GSDP

- 70% Population living in districts with Per Capita below State Average

## Growth in State - Own Tax Revenues - Non-Special Category States

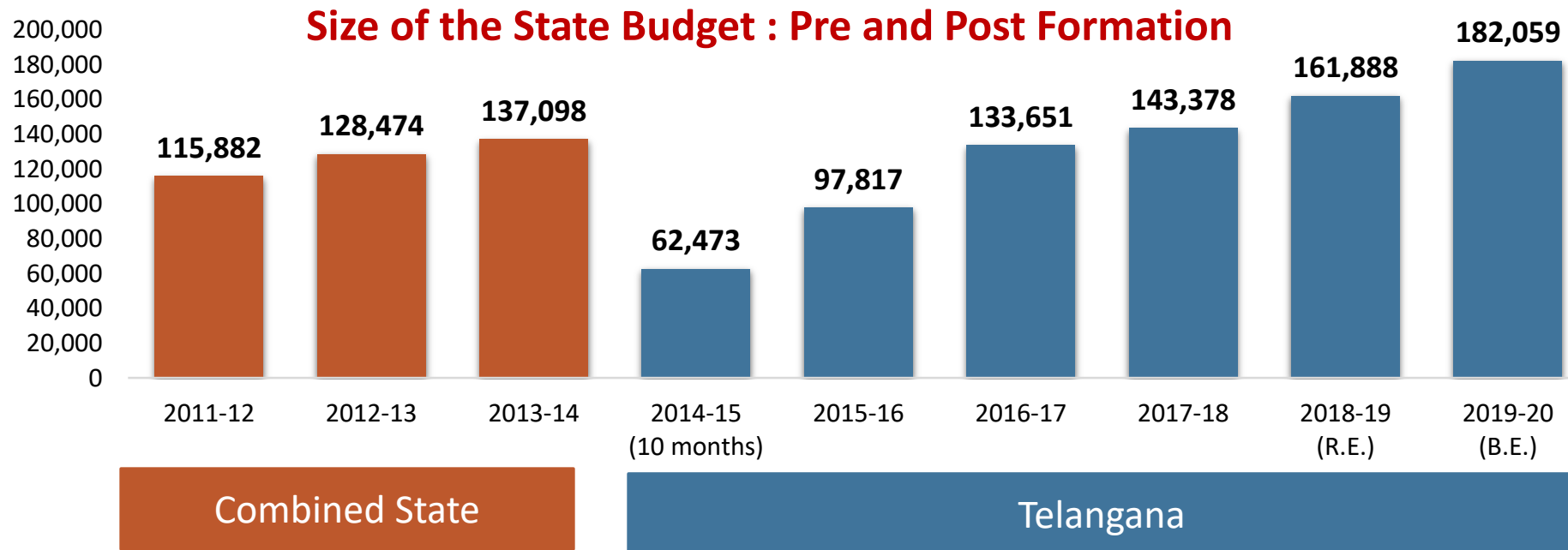
Sl. No.	State	2014-15	2015-16	2016-17	2017-18 (Prov.)	Annual Average Growth Rate (%)
1	Telangana	35,146*	39,975	48,408	56,520	17.2
2	Haryana	27,635	30,929	34,026	41,091	14.2
3	Maharashtra	1,15,090	1,26,608	1,36,616	1,69,059	13.9
4	Odisha	19,828	22,527	22,852	27,914	12.4
5	West Bengal	39,412	42,492	45,466	52,721	10.3
6	Kerala	35,233	38,995	42,176	46,460	9.7
7	Jharkhand	10,350	11,479	13,299	NA	8.9
8	Punjab	25,570	26,690	27,747	31,918	7.8
9	Karnataka	70,180	75,550	82,956	87,019	7.5
10	Rajasthan	38,673	42,713	44,372	47,803	7.4
11	Gujarat	61,340	62,649	64,443	75,238	7.2
12	Chhattisgarh	15,707	17,075	18,945	19,340	7.2
13	Andhra Pradesh	35,828*	39,907	44,181	43,319	6.7
14	Tamil Nadu	78,657	80,476	85,941	93,795	6.1
15	Madhya Pradesh	36,567	40,214	44,194	41,781	4.8
16	Goa	3,896	3,914	4,261	NA	3.1
17	Uttar Pradesh	74,172	81,106	85,966	76,986	1.6
18	Bihar	20,750	25,449	23,742	15,004	-7.0

Source: As per CAG Web site (<http://www.cag.gov.in>)

Note: \* 2014-15 figures for Telangana and Andhra Pradesh are annualised for comparison purpose. Original accounts for 2014-15 (i.e., from 02.06.2014 to 31.03.2015) were – Telangana: **Rs. 29,288 crore** and Andhra Pradesh: **Rs. 29,857 crore**

# Mobilising Financial Resources for Development

- Significant increase in size of the budget after the State formation, leading to quantum jump in public investment
- The new State undertook a gigantic development agenda for
  - undo the neglect in the combined State and bridge the development deficit, and
  - to take the State to forefront in economic progress



Agriculture

# Agriculture

---

- 40% of total geographical area of the State is under cultivation.

## Major crops grown :

- Rice, Maize, Cotton, Red gram, Chillies, Soyabean, Groundnut, Green gram, Turmeric, Chillies, Bengal gram, Sugarcane, Mango etc.

## Landholding pattern :

- Average landholding in Telangana is 2.8 acres.
- The share of marginal and small landholdings constitutes 86% in total holdings, whereas it accounts for 55% of the cropped area.

## Yield :

- One of the leading States in terms of yields, especially in paddy, maize and cotton crops.



## Area, Production & Avg. Yield of Principal Crops, 2016-17

Sl.	Crops	Area (in Hectcs.)	Average Yield (in Kgs/Hectcs.)	Production (in MTs.)
1	Rice	18,28,574	3,609	65,99,079
2	Maize	8,01,822	3,595	28,82,475
3	Bengal gram	1,01,431	1,299	1,31,781
4	Red gram	3,87,445	677	2,62,236
5	Green gram	1,45,723	632	92,056
6	Ground nut	1,67,091	2,047	3,41,976
7	Soya bean	2,76,576	1,166	3,22,427
8	Chilies	1,24,324	3,884	4,82,872
9	Cotton (Lint)	14,08,760	416	34,44,408
10	Turmeric	50,575	6,033	3,05,097
11	Sugarcane (Gur)	29,357	7,035	2,06,536
12	Mango	1,02,060	4,742	4,82,458

## State wise Area, Production & Avg. Yield of Rice, Jowar & Maize 2015-16

Sl.	State	Rice			Jowar			Maize		
		Area (in'000 Hectares)	Production (in '000 tonnes)	Yield (Kgs per Hectare)	Area (in'000 Hectares)	Production (in '000 tonnes)	Yield (Kgs per Hectare)	Area (in'000 Hectares)	Production (in '000 tonnes)	Yield (Kgs per Hectare)
1	Andhra Pradesh	2161.0	7488.7	3465	174.0	357.0	2052	233.0	1411.0	6056
2	Bihar	3232.3	6802.2	2104	1.6	1.7	1063	705.0	2517.1	3571
3	Chattisgarh	3816.0	5789.4	1517	5.1	4.2	824	114.5	193.8	1693
4	Goa	41.3	115.1	2783	0.0	0.0	0	0.0	0.0	0
5	Gujarat	772.0	1702.0	2205	103.0	138.0	1340	387.0	572.0	1478
6	Haryana	1354.0	4145.0	3061	53.0	28.0	528	6.0	17.0	2833
7	Jharkhand	1589.0	2882.2	1814	2.1	1.2	594	289.0	384.9	1332
8	Karnataka	1110.0	3021.0	2722	1104.0	955.0	865	1220.0	3310.0	2713
9	Kerala	196.9	549.3	2790	0.2	0.1	742	0.1	0.1	1247
10	Madhya Pradesh	2024.0	3546.7	1752	205.0	400.0	1951	1098.0	2580.3	2350
11	Maharashtra	1503.0	2593.0	1725	3218.0	1352.3	420	1067.0	1826.5	1712
12	Orissa	3941.5	5875.4	1491	6.2	3.9	626	55.6	111.0	1996
13	Punjab	2975.0	11823.0	3974	0.0	0.0	0	115.0	424.0	3687
14	Rajasthan	182.9	369.8	2022	631.2	344.3	545	872.6	1164.3	1334
15	Tamilnadu	2000.2	7517.1	3758	339.2	468.0	1380	355.1	2489.3	7010
<b>16</b>	<b>Telangana</b>	<b>1046.0</b>	<b>3047.0</b>	<b>2913</b>	<b>76.0</b>	<b>76.0</b>	<b>991</b>	<b>573.0</b>	<b>1751.0</b>	<b>3057</b>
17	Uttar Pradesh	5862.0	12501.0	2133	155.0	105.0	677	704.0	1306.0	1855
18	West Bengal	5524.0	15953.9	2888	0.0	0.0	0	153.6	715.0	4654
	<b>ALL INDIA</b>	<b>43499.4</b>	<b>104408.41</b>	<b>2400</b>	<b>6077.1</b>	<b>4239.8</b>	<b>697</b>	<b>8806.1</b>	<b>22566.7</b>	<b>2563</b>

# Major Initiatives towards Farmers' Welfare

- The State Government is committed to the goal of doubling the farmers income by 2022
- **Financial assistance of Rs. 8,000 per year per acre to all farmers for purchase of inputs (Rs. 4000 per season)**
- Waived farm Loans of Rs. 17,000 crore for 35.3 lakh farmers
- Earmarking of Rs. 25,000 crore for irrigation projects every year
- Committed to provide 24x7 Free Power supply to farmers
- Encouragement to farm mechanization & Green Houses farming
- Promoting area specific crop colonies
- Developing the State as 'Seed bowl of India'
- 90% subsidy under Micro Irrigation scheme (100% to SC/STs)
- Effective implementation of e-NAM; Market intervention to stabilize prices and construction of rural godowns
- Purification of Land records a unique programme was taken up



# Agricultural investment support scheme (Rythu Bandhu)

---

- Rs. 4000.00 investment support per Acre each season towards
  - Land preparation
  - Seed
  - Fertilizers
  - Pesticides
  - Other Investments
- Releasing amount directly to farmers through cheques or DBT mode in to their accounts
- Rs. (12,000) Crores provided in the budget 2018-19
- During Kharif 2018 (50.88) lakh farmers benefitted to a tune of Rs. (5257.06) Crores. It was disbursed by way of cheques
- During Rabi 2018-19 (52.68) lakh farmers benefitted to a tune of Rs. (5442.78) Crores. Amount was electronically transferred into the bank accounts of the farmers
- During 2019-20, Government has enhanced the amount from Rs.4000/- to Rs. 5000/- per acre per season

# Farmers' Group Life Insurance Scheme (Rythu Bima)

---

- Entire premium of Rs. 2,271.50 per farmer is borne by the State Government
- Farmers in the age group of 18–59 covered (28 Lakhs)
- Sum assured of Rs. 5.00 lakhs is paid on death, due to any cause, to the nominee
- So far (6,833) Beneficiary claims (Nominees) have been settled with an amount Rs. (341.65) crores
- AEOs are uploading the claims from the villages with the help of Tabs provided to them and amount is being transferred by the LIC within (10) days in to the Nominees account

# Implementation of e-NAM

---

- Out of 585 APMCs in the Country, the Telangana State itself has connected 47 AMCs to the e-NAM portal.
- The Department of Agricultural Marketing was awarded with Prime Minister Award for Excellence on 21-04-2017 for the performance of the State for the year 2016-17.
- As 08-02-2019, the State has traded 22.72 L Mts of Agril. Produce with a 7209 crores.
- Creation of entry points in AMCs, which can be used as Lot ID Generation Points and also for e-Bidding by the Traders.
- The Telangana State is the first in the country to implement 100% weighing Integration under e-NAM duly capturing the weighment data into the e-NAM portal automatically.
- The Telangana State stands at 3rd position in implementation of e-NAM in terms of Trade Quantity and value. When compared with Gate entry, the state has traded 80% of its lots on e-National Agriculture Market

# Horticulture

# Horticulture

- Horticulture has been identified as one of the focus sector for development of the State
- Horticulture crops are grown in an area of 11.20 lakh Acs
- Production – 53.39 lakh MTs
- Telangana ranks 3<sup>rd</sup> in area and 8<sup>th</sup> in production of fruits (2016-17)
- State ranks 1<sup>st</sup> in Turmeric cultivation (2016-17)
- Details of area and production (2017-18):

Sl. No	Name of the Crop	Area (Lakh Ac.)	Production (lakh Mts)
1	Fruits	4.15	19.08
2	Vegetables	3.12	23.62
3	Spices	3.44	8.17
4	Plantation Crops	0.40	2.25
5	Flowers	0.09	0.27
	<b>Total</b>	<b>11.20</b>	<b>53.39</b>

# Schemes

---

- Micro Irrigation Project (MIP)
- Establishment of Poly Houses / Green Houses
- Mission for Integrated Development of Horticulture (MIDH)
- Rasthtriya Krishi Vikas Yojana (RKVY)
- NFSM – Oil Palm

# Major initiatives

---

- Unique subsidy pattern of 100% for SC/ST farmers, 90% for SF/MF/BC farmers and 80% for other farmers up to 5 ha under **Micro Irrigation**.
- Financial assistance of Rs. 874.00 crores from NABARD to cover an area of 1.26 lakh ha.during 2016-17 & 2017-18 under micro irrigation.
- Till last year 95% subsidy to SC & ST farmers 75% to general farmers for erection of Poly Houses.
- In the current year shadenet houses are proposed with the same subsidy
- Centre of excellence (COE) for vegetables and flowers established at Jeedimetla Ranga Reddy
- Another COE established at Mulugu at Medak district for fruits to demonstrate latest technologies to the farmers.

## Major initiatives...

---

- Introduction of High Yield and High curcumin containing varieties of Turmeric through FLDs to fetch remunerative price to the farmers in the future.
- Crop colonies were developed with an objective to make state self sufficient in production of fruits, vegetables and spices for comprehensive development of farmers in cluster mode.
- “Telangana State Horticulture Development Corporation Limited” was established to promote the availability of genuine and safer (un-adulterated) food products.
- For the Comprehensive development of Turmeric farmers initiated action for establishment Spice Park at Padgal village in Velpur mandal of Nizamabad District.

## Physical and Financial Achievements of the Micro Irrigation Project

SI. No	Year	Physical (Area in acres)			Financial (Rs. in crores)
		Drip	Sprinkler	Total	
1	2014 - 15	46,352	30,129	76,480	240.90
2	2015 - 16	77,979	21,664	99,643	322.32
3	2016 - 17	1,32,118	22,833	1,54,951	512.97
4	2017-18	1,39,331	84,309	2,23,640	506.84
5	2018-19 (12-11-2018)	33,850	15,930	49,779	115.84
<b>Total</b>		<b>4,29,629</b>	<b>1,74,865</b>	<b>6,04,494</b>	<b>1,698.87</b>

# Construction of Poly House

Rs. In Lakhs

Sl. No	Slab in sq. mts	Installation Cost for higher side of slab		For General farmers		For SC & ST farmers	
		Sq. Mt (Rs.)	acre	75% subsidy	25% Non subsidy	95% subsidy	5% Non subsidy
1	200	1,060	2.12	1.59	0.53	2.01	0.11
2	>200 - 560	1,060	5.94	4.45	1.48	5.64	0.30
3	>560 - 1008	935	9.42	7.07	2.36	8.95	0.47
4	>1008-2080	890	18.51	13.88	4.63	17.59	0.93
5	>2080 - 4000	844	33.76	25.32	8.44	32.07	1.69

## Flat Roof Net Houses: Pattern of Assistance

Rs. In Lakhs

Sl. No.	Name of the Scheme	Slab	Unit Cost/ sq.mts in Rs.	Total Cost	75% Subsidy for General category farmers	95% Subsidy for SC & ST category Farmers
1	Construction of Flat roof Net House with cable purlin	2,025	538	10.89	8.17	10.35
		3,965	488	19.35	14.51	18.38

## Year wise Achievements

S.No	Year	Physical achievement in Acres	Financial Sanctions accorded in crores	Budget released in crores
<b>A.</b>	<b>Polyhouses</b>			
1	2014-15	108.00	31.28	31.28
2	2015-16	628.00	185.38	58.5
3	2016-17	414.00	143.34	62.14
4	2017-18	37.00	-	78.36
	<b>Total</b>	<b>1187.00</b>		<b>230.28</b>
<b>B.</b>	<b>Nethouses</b>			
1	2014-15 to 2017-18	107.00	123.96	123.96

# Subsidy seed distribution in Peddamandadi (M), Wanaparathi District



## Soil Health card distribution in Utkoor (M), Mahabubnagar District



## ATMA - Farmers using Pheromone traps for reducing the cost of cultivation – Adilabad District during Kharif 2018



# Horticulture

---





# Animal Husbandry & Fisheries

# Revival of Rural Economy

- 60% of total State population lives in rural areas. Non-farm activities fetch additional income apart from providing direct livelihood to rural folk.
- Telangana is blessed with rich livestock resources. The state stands 10<sup>th</sup> in livestock, 2<sup>nd</sup> in sheep, 13<sup>th</sup> in goat population, 4<sup>th</sup> in poultry in the country (2012).




## Initiatives in Allied Activities :

- **Sheep Distribution:** Providing 20 female and a male sheep at 75% subsidy
- **Fisheries:** Distribution of Fish seedlings and strengthening marketing
- **Cash Incentive to Dairy Farmers** (at Rs. 4 per ltr)
- Financial assistance to modernise occupation of Washermen, barbers etc.



# Fisheries - Cage Culture



# Irrigation & CAD

# Irrigation & CAD

---

## **Irrigation Sector (Prior to formation of the State):**

- Land area of 112.08 Lakh Ha
- Cultivable area of 67.52 lakh Ha.
- Drained by 2 major rivers Godavari and Krishna.
- Neglect of water resources utilization -over many decades
- Droughts due to frequent failure of rainfall
- Nalgonda & Mahboobnagar seriously affected with fluoride problems.
- Only 16.91 lakh Ha (25 %) was having irrigation facilities, in spite of having 1260 TMC dependable water and share of Surplus waters
- 33 Major & Medium Irrigation ongoing projects & 2 Newly conceived projects (3 completed and others at different stages of progress.)

# Irrigation & CAD...

---

## Irrigation Sector (After formation of the State):

- Projects reviewed in detail - to suit the states requirements.
- Prioritized- IP Creation - 125 lakh acres – utilizing entitled water
- Assured Irrigation facility to 75 % of the Cultivable land in the next 5 years
- Giving Fillip to Agriculture and allied Sectors
- 36 Major & Medium Ongoing projects with
  - Irrigation potential (IP) - 70 Lakh acres
  - Latest cost - Rs. 2,19,535 Crores.
- So far, 12 projects completed - 16.18 Lakh acres of IP created -since inception (including 3 projects completed prior to state formation)
- Expenditure incurred: Rs. 1,03,158 Crores - Balance cost : Rs. 1,16,377 Crores

# Major Interventions

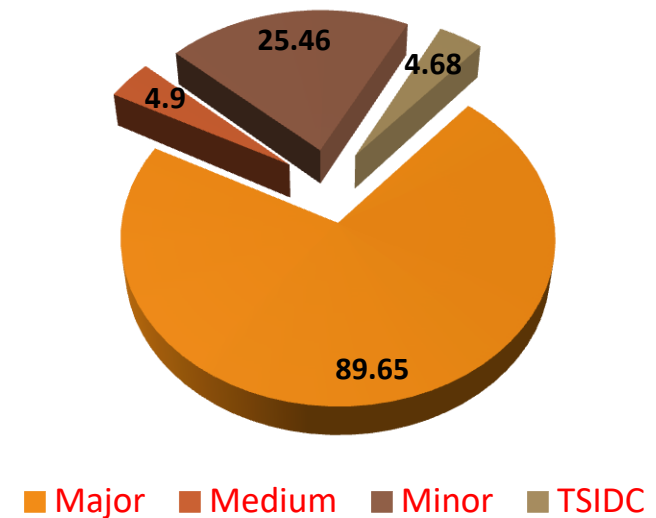
---

- Re-Engineered Projects:
  - Dr.BR Ambedkar Pranahita Chevella LIS - (Kaleshwaram & Pranahita),
  - Indiramma Flood Flow Canal, J.Chokka Rao-Devadula LIS,
  - Sita Rama LIS (Integration of Rajiv Dummugudem LIS & Indira Sagar Dummugudem LIS projects),
  - Thupakulagudem Barrage (PVN Rao Kanthanapally Sujala Sravanthi)].
- Grounding of Major projects Palamuru Rangareddy LIS and Dindi LIS. (conceptualized and under investigation stage prior to State formation )
- Land mark Agreement with Maharashtra state and troubleshooting bottlenecks in implementation of Pranahita, Kaleshwaram, Chanaka-Korata and Lendi projects in Godavari Basin.
- Enhanced Budget Support duly availing financial loan assistance from Andhra Bank, PNB, PFC, REC and from Govt. of India under PMKSY, DRIP, RRR, NABARD.
- Programme for Restoration of all Minor Irrigation Tanks (46,531 Water Bodies) under Mission Kakatiya
- New approach to Land Acquisition and Rehabilitation &Resettlement.

## Irrigation Potential (IP) (in Lakh Acres)

Geographical Area	276.94	100.00%
Area under Godavari Basin	145.78	52.60%
Area under Krishna Basin	129.06	46.60%
Area under Other Minor Basins	2.09	0.76%
Cultivable Area (CA)	166.84	60.24%
Target Irrigation Potential	124.69	74.74% of CA

Sector	Projects	Total IP
Major	30	89.65
Medium	40	4.90
Minor	46,531 tanks	25.46
TSIDC		4.68
Total		124.69



# Irrigation Potential Creation

IP in Lakh Acres

Source	Total IP	IP Created upto 1956	IP Created from 1956 to State Formation	IP Created post State Formation	Balance to be Created
Major	89.65	2.31	24.41	9.90	53.04
Medium	4.90	1.21	2.23	0.58	0.88
Minor	25.46	12.50	12.03	0.60*	0.33
TSIDC	4.68		3.18	1.23	0.27
<b>Total</b>	<b>124.69</b>	<b>16.02</b>	<b>41.85</b>	<b>12.31</b>	<b>54.52</b>

\* Under Mission Kakatiya, 24.53 Lakh Acres is being stabilized

# Medigadda Barrage



# Medigadda Barrage



# Annaram Barrage



# Medigadda Lift & Gravity Canal



# Sita Rama Lift Irrigation Project



**OVERVIEW OF PUMP HOUSE-1 AT B.G.KOTHURU (P-1)**

# Murredu Acqueduct



# Palamuru RangaReddy LIS Project



# Minor Irrigation

# Minor Irrigation

---

- Backbone of Telangana State
- In dilapidated condition - due to prolonged neglect
- Prioritized - Restoration of Minor Irrigation tanks to original capacity and standards .
- **Mission Kakatiya** programme - formulated - **46,531** water bodies proposed for restorations and improvements - phased programme.
  - **27,653** water bodies with IP of **21.39 Lakh Acres** taken up so far
  - **20,192** tanks are restored.
  - Expenditure incurred : **Rs.3,718.95 Crores**
  - Storage capacity restored : **8.04 TMC**



# Mission Kakatiya

Restoration of Minor Irrigation Tanks



# Significance and Objectives of Mission Kakatiya

- 86% of the farmers are small and marginal category with an average land holding size of 2.8 acres.
- 63% of the farmers in Telangana depend on rain fed agriculture and more than 70% of cropped area is rain fed resulting in lower yields per unit
- 46,531 tanks are being restored under the Mission Kakatiya

## Objectives

- To effectively utilize the 265 TMC of water allocated for minor irrigation sector under Godavari & Krishna River basins.
- To increase the coverage of reliable minor irrigation facilities through surface and groundwater management;
- To increase agricultural productivity including livestock, fisheries and horticulture

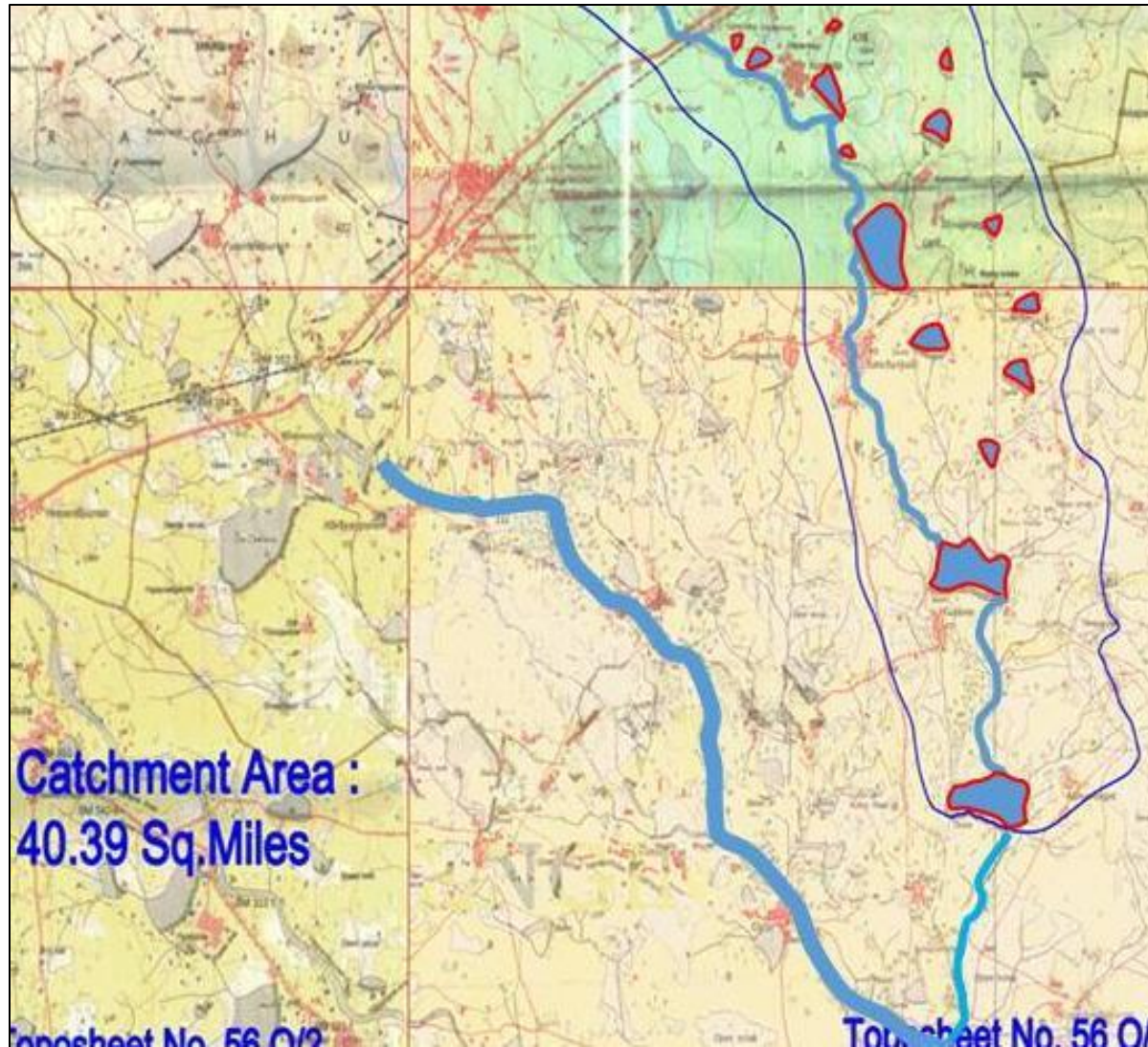


# Works carried-out under Mission Kakatiya

---

- De-silting of Tanks
- Restoration of Feeder Channels
- Re-sectioning of Irrigation Channels
- Repairs to CM & CD works
- Repairs to Bund , Weir & Sluices
- Raising of FTL, wherever possible

# Chain of Tank System



- The chain of tank system is mainly existing in Telangana Region. The surplus water from upstream tank flows to downstream tank in the chain and every tank is having ayacut of its own.
- In the series of tanks every tank should be in good condition, if one tank is damaged it will effect total chain system of tanks in that chain.



Strengthening of Bunds



Desilting of the Tank



Plantation on the Bund



Restored Tank Bund



Restored Surplus Weir



Weed Harvesting



Farmers transporting the silt to their fields



Bund Revetment





Feeder Channel  
After Restoration



Feeder Channel  
With Water



Improved Water Level in Restored Tank



Farmers spreading silt from tanks  
in their fields

## Impact of Mission Kakatiya

---

- Increase in groundwater levels in the tank influence areas,
- Decrease of **19.2%** in the gap ayacut
- Increased Irrigation intensity by **45.6%** over the base year 2013-14; (increased from 88.4% to 134.0%)
- Water availability for the second crop
- Increase in the yields of the crops like **Paddy, Cotton** and **Jowar** in the tank ayacut and influence zone

Industries

# Industrial Sector

- Accelerating the growth of industrial sector is vital for employment generation.
- **New Industrial Policy- TS-iPASS** (TS-Industrial Project Approval & Self Certification System)
- Ranked No. 1 in ‘Ease of Doing Business’ in the Country consistently in 2016 and 2017 by the World Bank & GOI
- Incentivising industries under T-IDEA (for General category), T-PRIDE (for SC/ST/Physically Challenged) and MSME sector.
- Tailor made benefits for Mega Projects

## Salient Features of TS-iPASS

- It provides an end-to-end interactive online system.
- Thirty five clearances from 27 departments brought under TS-iPASS
- Approvals are granted in stipulated timeframe
- Penalty on officers responsible for delays

## Achievements of TS-iPASS

Total No. of units	Investment (in Rs. Cr.)	Employment
9,184	1,57,959.78	11,13,250
Units Commenced Operations	Investment (in Rs. Cr.)	Employment
6,227	66,535.98	2,73,890

# Industrial Incentives : T-IDEA

---

(Telangana State Industrial Development and Entrepreneur Advancement)

- Investment Subsidy @ 15%
- Additional 10% investment subsidy for Women entrepreneurs
- Interest subsidy upto 9% under Pavala Vaddi Scheme
- Tax Benefits upto 100% net SGST
- Power cost reimbursement @ Rs.1.00 per unit.
- 100% reimbursement of Stamp duty/Transfer duty
- 25% Rebate in land costs and Conversion Charges
- Incentives for skill upgradation, Quality Certification and Cleaner Production Measures
- Customized benefits for Mega Projects( units with investment of Rs.200 Cr i.e. 31 million \$ or creating employment to at least 1,000 persons)
- Cabinet sub-committee for sanction of customized benefits to Mega Projects
- Since formation of Telangana 12,401 incentive proposals worth Rs. 1,951.06 Cr were sanctioned

# Industrial Incentives : T-PRIDE

---

(Telangana State Program for Rapid Incubation of Dalit Entrepreneurs)

- Investment Subsidy @ 35%
- Additional 10% investment subsidy for Women entrepreneurs
- Additional 5% Investment subsidy for units set up in Scheduled Areas by ST entrepreneurs
- Interest subsidy upto 9% under Pavala Vaddi Scheme
- Tax Benefits upto 100% net SGST
- Power cost reimbursement @ Rs.1.50 per unit.
- 100% reimbursement of Stamp duty/Transfer duty
- 50% Rebate in land costs and Conversion Charges
- Incentives for skill upgradation, Quality Certification and Cleaner Production Measures

# Services Sector

---

- Telangana is one of the major exporter of ITeS services in the country.
- Hyderabad has become a premier global destination for IT and ITeS investments.
- Proactive initiatives are being taken by the Government to create state-of-the-art physical infrastructure for the growth of the IT Sector in the State.

## **Sectoral Policies**

**Government launched following sector specific policies**


- ITC Policy Frameworks,
- Electronics Policy
- IMAGE Policy (Animation & Gaming),
- Innovation Policy,
- Rural Technology Policy,
- Data Centres Policy,
- Open Data Policy,
- Cyber Security Policy and
- Data Analytics Policy.

# T-HUB

- T-Hub is the largest technology incubation centre set up to promote entrepreneurship in Telangana
- A unique public/private partnership between academic, corporate, research and government sectors.

## Objectives of T-HUB:

- Attract the best start-ups and entrepreneur organizations from across the world to Hyderabad.
- Work with an extensive network of partners to help entrepreneurs launch and scale innovative companies.
- Equip innovators and organizations alike with the entrepreneurship skills required to succeed.



# T-HUB...

---

## **Fact File:**

- Physically incubated start-ups: 250
- Number of Graduated ventures: 50
- Cumulative turnover of ventures (Incubated & Graduated) : Rs. 100 Cr.
- Funds raised through grand challenges/business plan competitions etc. : Rs. 6 Cr.
- Cumulative quantum of external funding raised (debt + equity) : Rs. 24 Cr.

## **T-HUB PHASE – II**

- Coming up in an area of about 3 lakh sq. ft., to house 3,000 entrepreneurs.

## **Awards, Recognitions and MoUs:**

- T-Hub signed a statement of Cooperation with University of British Columbia to establish a market access bridge for growth – stage start-ups.
- DIPP (Department of Industrial Policy and Promotion) selected T-Hub as one of the top 3 incubators in India
- 4 Hyderabad entrepreneurs from 3 T-hub start-ups made it to the Forbes 30 under 30 Asia 2018 list.

# Advantage Telangana

## Infrastructure

### Improved Power Supply in the State

- Committed to provide 24x7 power to all households, agriculture, industry, commercial businesses and public needs
- In order to augment power supply the state has grounded Manuguru, Kothagudem and Damerachela projects adding 5,880 MW power.
- The Solar Policy 2015 of the State aimed at adding 5,000 MW.
- **Telangana is one of the leading States in solar power generation in the country (3,613 MW) as on 1<sup>st</sup> March, 2019.**

- Metro rail project in Hyderabad
- HQ for South Central Railways
- Rail coach factory in Telangana
- Large pool of skilled talent due to presence of several engineering colleges
- Nationally acclaimed universities in engineering, law, medical, information technology, management, social sciences

Education

# Focus on Revamping the Education System in the State

- KG to PG model of education system
- New Government Residential Schools
  - 104 Schedule Caste welfare residential institutions
  - 53 Tribal Welfare Residential Institutions
  - 262 BC Residential Schools,
  - 194 Minorities Residential Schools
- 30 New Residential Degree Colleges for SC Women and 15 for ST women; and 7 for ST men, 1 for BC men.
- Overseas scholarship for SC, ST, BC and Minority students of Rs. 20 lakh

## New Residential Schools

S.No	Category	No. of Residential Schools as on 02.06.2014	No. of Residential Schools sanctioned after formation of Telangana State	Total
1.	SC	134	104	238
2.	ST	94	53	147
3.	Minority	12	194	206
4.	BC	19	262	281
5.	General	37	0	37
	<b>Total</b>	<b>296</b>	<b>613</b>	<b>909</b>

# School Education

## Schools

Type of School	Govt.	Aided	Private	Total
Primary	19,769	297	815	<b>20,881</b>
UPS	3,318	127	3,943	<b>7,388</b>
HS & HSS	6,304	267	6,001	<b>12,572</b>
<b>Total</b>	<b>29,391</b>	<b>691</b>	<b>10,759</b>	<b>40,841</b>

## Enrollment

Govt.	Aided	Private	Total
9,36,182	37,741	96,369	<b>10,70,292</b>
2,79,360	12,186	5,05,719	<b>7,97,265</b>
14,38,582	56,710	24,73,461	<b>39,68,753</b>
<b>26,54,124</b>	<b>1,06,637</b>	<b>30,75,549</b>	<b>58,36,310</b>


## Teachers

Type of School	Govt.	Aided	Private	Total
Primary	48,913	1,002	4,878	<b>54,793</b>
UPS	18,448	532	27,685	<b>46,665</b>
HS & HSS	73,331	1,629	72,242	<b>1,47,202</b>
<b>Total</b>	<b>1,40,692</b>	<b>3,163</b>	<b>1,04,805</b>	<b>2,48,660</b>




Residential School for Girls





**Complete view of MJPTBCWR School (Boys)**

**Juluru at Pochampally Dist.Yadadri Bhuvanagiri**



**Toilets, Bathrooms**



MJPTBCWR School (G), Ibrahimpatnam



MJPTBCWR School (G), Atmakur, Warangal.



Class Room



Class Room



Bunker Beds



Class Room



MJPTBCWR School (B), Ghatkesar



MJPTBCWR School (G), Yamzal

Health

# Health Infrastructure

Sl. No.	Type of Facility	Number
	<b>Allopathic:</b>	
1	General Hospitals / CHC	146
2	Hospitals for Special Treatment	23
3	Primary Health Centres	683
4	Sub Centres	4,797
5	Dispensaries	74
6	Panel Clinics	169
7	Beds Available	24,240
8	Doctors	4,825
	<b>AYUSH:</b>	
1	Ayurveda facilities	427
2	Homeopathy facilities	202
3	Naturopathy facilities	29
4	Unani facilities	187
5	Beds Available under AYUSH	751
6	Doctors under AYUSH	578
7	Patients treated under AYUSH	8,98,416

# Status of Health

Indicator	Telangana	India	Source
Life Expectancy at birth in years	69.4 (males) 73.2 (females)	66.9 (males) 70.3 (females)	India: Health of the Nation's States, 2017
Birth Rate	17.5	20.4	SRS Bulletin, 2016
Death Rate	6.1	6.4	SRS Bulletin, 2016
Total Fertility Rate (TFR)	1.7	2.3	SRS Bulletin, 2016
Infant Mortality Rate (IMR)	31	34	SRS Bulletin, 2016
Under-five mortality rate (U5MR)	34	39	SRS Bulletin, 2016
Maternal Mortality Ratio (MMR)	81	130	MMR Bulletin, 2014–16

# Revamping the Healthcare System in the State

---

- Improvement in infrastructure and maintenance at Government hospitals “KCR Kit Scheme” for pregnant women (16 essential items) to encourage institutional deliveries at public health facilities.
- Financial incentives of Rs. 12,000 (M)/13,000(F) is provided to the women who gave birth to the child in Government hospitals/PHC Centre’s in 3 instalments.
- Arogya Laxmi scheme to improve nutritional status of mothers Under the ‘*Amma Vodi*’ scheme – free transport facilities through ambulance for regular check-ups and tests.

# Major Maternal Health Initiatives

---

- The infrastructure is being strengthened with 100 bedded Maternal and Child Health (MCH) blocks being planned in all districts.
- At present nine 150 bedded MCH blocks are operational in nine districts
- Government is planning to have these MCH blocks in all districts attached to the district hospitals.
- **All labour rooms are being standardized** by making necessary repairs, painting, providing curtains and toilets, procuring equipment etc.
- The Dakshata programme is implemented
  - to improve intra natal and post-natal care through skill development activities;
  - to prevent needless deaths of mothers and new born due to preventable complications; and
  - to increase the institutional deliveries in public health facilities.
- A residential 18-month Midwifery Course is being started.

# KCR Kit

---

- KCR Kits Scheme is aimed at the wellbeing of pregnant and lactating women and the newborn babies.
- The pregnant women are given Rs 12,000 financial assistance in three installments. Rs 1,000 given additionally if the baby happens to be a girl.
- The idea is to encourage more and more deliveries in the government hospitals, reduce the infant mortality rate and female foeticide.
- Immediately after the delivery, Government gives KCR Kit with 16 items consisting of clothes, baby soaps, oil, powder, mosquito net, toys, napkins, diapers etc.
- After the delivery, the mother and newborn are provided with transportation through *Amma Vodi* vehicles.
- Introduction of KCR Kit Scheme has resulted in increasing the public health institutional deliveries by about 16% from 32.8% to 47.2% since the launch in June, 2017.

# KCR Kit...

- **Progress :**
- 12,08,508 pregnant women have registered
- 4,14,194 KCR Kits have been distributed to eligible beneficiaries
- Phenomenal increase of deliveries in public health facilities.



# Kanti Velugu

- A large percentage of vision impairment is *avoidable* and can be addressed with a simple pair of glasses or a cataract surgery.
- People mostly tend to live with eye problems or postpone until it is too late.
- Women, Elderly – most neglected .
- **Vision** : Build “**Avoidable blindness free**” Telangana.
- **Mission** : Holistic, Hassle free service at door steps.



## Goals :

- Universal eye screening .
- Provide reading glasses, medicines on the spot and prescription glasses in 45 days.
- Arrange for surgeries , other form of treatments .
- Create awareness about eye care & prevention of serious eye diseases.

## **Outcomes:**(as on 8.2.2019)

- Total screened : 1.45 Crs
- Glasses given : 29 lakhs
- Referrals : 8.49 lakhs

# Basti Dawakana

- Government's novel initiative to provide universal healthcare in urban areas
  - Set up in localities that are far away from functional UPHCs
  - Criteria: within a radius of 3-5 km there should be no UPHC and the slum population should be between 5,000-10,000
- To cater to the healthcare requirements of the urban poor living in slums
- To reduce the burden on secondary and tertiary hospitals
- 109 out of 247 Basti Dawakanas established in GHMC area

## Services :

- Medical consultation
- Basic lab diagnostics (52 lab tests)
- Integrated with Telangana Diagnostics
- Drugs dispensing, Treatment simple illness
- Immunisation services
- Referral to evening clinics with specialists at UPHCs



# Women Development & Child Welfare

# Overview of Department of Women Development and Child Welfare

---

- 35,700 Anganwadi Centers
- 149 Anganwadi Services Projects
- 4 Lakh Pregnant and Lactating Women every year
- 15 Lakh Children below 6 years every year
- 155209- Anganwadi Help Line

- 35 Children Homes
- 11 Sishugruhas
- 31 District Child Protection Units
- 10 Child Welfare Committees
- State Child Protection Unit
- State Adoption Resource Agency

- 181-Women Help Line
- 9 Sakhi One Stop Centers
- 13 State-run Women Institutions
- 20 Swadhaar Homes
- 5 Ujjwala Homes
- State Resource Center for Women

# Anganwadi Services (ICDS)

---

- All 35,700 AWCs are **Geo-tagged** in the State
- 12,432 Anganwadi Centres are made to facilitate the Pre-Schoolers smooth transition to primary school
- **Telangana's Pre-School curriculum is one of the best.**
- **For the first time in the country, an Anganwadi Helpline (155209) was put in place in the State of Telangana**
- **Intintiki Anganwadi**, a unique House-to-House customized counselling by AWTs is undertaken to improve nutritional status of beneficiaries by sensitizing not only women, but all family members of the Pregnant and Breastfeeding Women, Adolescent Girls and Children below 6 years.
- Anganwadi Teachers get Rs.10,500 and the Helpers get Rs.6,000 per month.

# Nutrition Programme

---

- **Arogya Lakshmi:**
  - one full meal as spotfeeding to pregnant and lactating women with one boiled egg and 200 ml. milk every day
  - administration of micronutrients
  - weight monitoring of pregnant women and
  - Nutrition and health counselling
- **Telangana's share in the Nutrition Programme is highest in the country. 80% cost of one full meal is borne by State Government**
- 4.0 lakh pregnant and lactating women and 15.0 lakh children are being covered under the programme.
- Telangana has become **a role model for other States**. 11 States have visited and many of them have adopted the model

# Nutrition Programme...

---

- **POSHAN Abhiyaan / National Nutrition Mission**
  - Aims to reduce the level of stunting and under-nutrition and low birth weight by 2% per annum and anaemia among children, women and adolescent girls by 3% per annum
  - The four pillars: (i) first 1000 days of life, (ii) cross sectoral convergence, (iii) ICT enabled Real Time Monitoring and (iv) community engagement leading to a Jan Andolan
- **11,398 smartphones** purchased and distributed to Anganwadi Teachers and another **24,302 smart phones** will be purchased
- **Reforms in Commodity Supply Management in Telangana- First of its kind in the country**
  - **Commodities are sent directly** to 35,700 Anganwadi Centers through Biometric System
  - **Online Food Consolidation Report** to track the actual Distributions, Receipts, Utilizations and Balances of commodities at AWC level.
  - **Mobile App for Supply Eggs and Milk** to Anganwadi Centers to track supply details through biometric system with Aadhaar authentication from January, 2019
  - **Rice Supply through Fair Price Shops** operationalized from February, 2019

# Integrated Child Protection Scheme (ICPS)

---

- ICPS aims to provide care and protection to the children in need of care and protection and children in conflict with law as mandated by the Juvenile Justice (Care and Protection of Children) Act, 2015.
- 20,147 children are rescued, 18,743 repatriated and 1404 institutionalized during 2014-18
- **831 children were given in adoption** (687 in-country adoptions and 144 inter-country adoptions)
- Online Registration and Monitoring System is put in place in 2018 to register and as well as monitor the **Child Care Institutions** (CCIs)
- **Child Friendly Court** at Bharosa Support Center is being supported by WD&CW Department
- **Bal Raksha Bhavans**, a unique initiative in Telangana, bring together all service providing mechanisms under one roof like CWCs, JJBs, DCPUs, SJPU, Child Line etc. to facilitate required services to the children in need of care and protection

# Safety of Security of Women

---

- **State for the first time had gone into issues of Safety and Security of Women** and based on the recommendations of the High Level Committee has allocated budgets
- **WD&CW supported setting up of Bharosa Support Centre** by Hyderabad Police which is being acknowledged as one of its kind in the sector
- **Hyderabad District registered significant improvement in Child Sex Ratio** by implementing **Beti Bachao Beti Padhao**. From 914 (2011 Census) to 966 (HMIS)
- The **Women Helpline-181** is made functional from 2017 with technical support from GVK EMRI
- **Swaraksha Campaign** taken up on issues of trafficking with focus on adolescent girls. Swaraksha Day is observed on every 3<sup>rd</sup> Saturday in collaboration with Prajwala and Other NGOs' in the districts.
- **Sakhi One Stop Centres**, 24/7 Support Centres for women victims of violence, are established in 9 erstwhile districts to provide all required medical, legal, police, psychological services at one place. Sakhi Centers are under process of establishment in another 8 districts
- **She-Taxis** are being facilitated for ensuring safety of women passengers
- WD&CW Department made **State Registrar General of Marriages** and a campaign to register the marriages is being taken up
- **Tshe Box**, a mobile and web app, is being put in place for facilitating women to file complaints of sexual harassment at workplace and also for monitoring the complaints till their redressal



**POSHAN Abhiyaan**  
 PM's Overarching Scheme for Holistic Nourishment  
 సరైన పోషణ - దేశానికే వెలుగు



అంగన్వాడీ హెల్ప్ లైన్  
**155209**  
 (ఈ నెంబర్ నెంబరు 9.30 నుంచి 5.00 వరకు)

**CALL 181**  
 WOMEN HELPLINE  
 ADVICE • RESCUE • COUNSELLING



Housing

# Housing – 2BHK

---

- 2BHK of Telangana State provides a 560 Sft plinth dwelling unit on a 125 Sq Yds plot (rural) and 560 Sft flat (urban).
- This offers dignity and a permanent asset of value to the beneficiary.
- At National level - A plinth area of minimum 270 Sft (rural) and 370 Sft (urban) is prescribed
- Unit cost: Rural - Rs. 5.04 Lakhs; Urban – Rs.5.30 Lakhs; GHMC – Rs.7.00 Lakhs
- 100% Subsidy
- No beneficiary contribution thereby the beneficiary is not forced into a debt trap.

## 2BHK PROGRAMME AT A GLANCE AS ON 31.01.2019

Sl. No	Details	Total	Rural	Municipalities	GHMC
<b>1</b>	<b>Houses Sanctioned</b>	<b>2,80,616</b>	<b>1,14,698</b>	<b>65,918</b>	<b>1,00,000</b>
<b>2</b>	<b>Total Project Cost (Rs. in cr.)</b>	<b>18,519.73</b>	<b>6,767.06</b>	<b>3,965.61</b>	<b>7,787.06</b>
<b>3</b>	<b>Current Status</b>				
<b>A</b>	Started (in Number)	<b>1,77,654</b>	<b>43,272</b>	<b>36,264</b>	<b>98,118</b>
	Below Plinth Level	45,692	16,429	9,840	19,423
	Plinth level	34,019	6,546	5,615	21,858
	Roof casted, Walling & Plastering Completed	78,748	11,149	11,770	55,829
	Completed	19,195	9,148	9,039	1,008
<b>B</b>	<b>Expenditure ( Rs. In Crs)</b>	<b>4,290.57</b>	<b>1,130.60</b>	<b>839.97</b>	<b>2,320.00</b>

**Note : 97,943 houses are ready to be allotted (i.e. 19,195 + 78,748)**

# 2BHK Houses



1260 HOUSES 2BHK SANGAPUR, GAJWEL

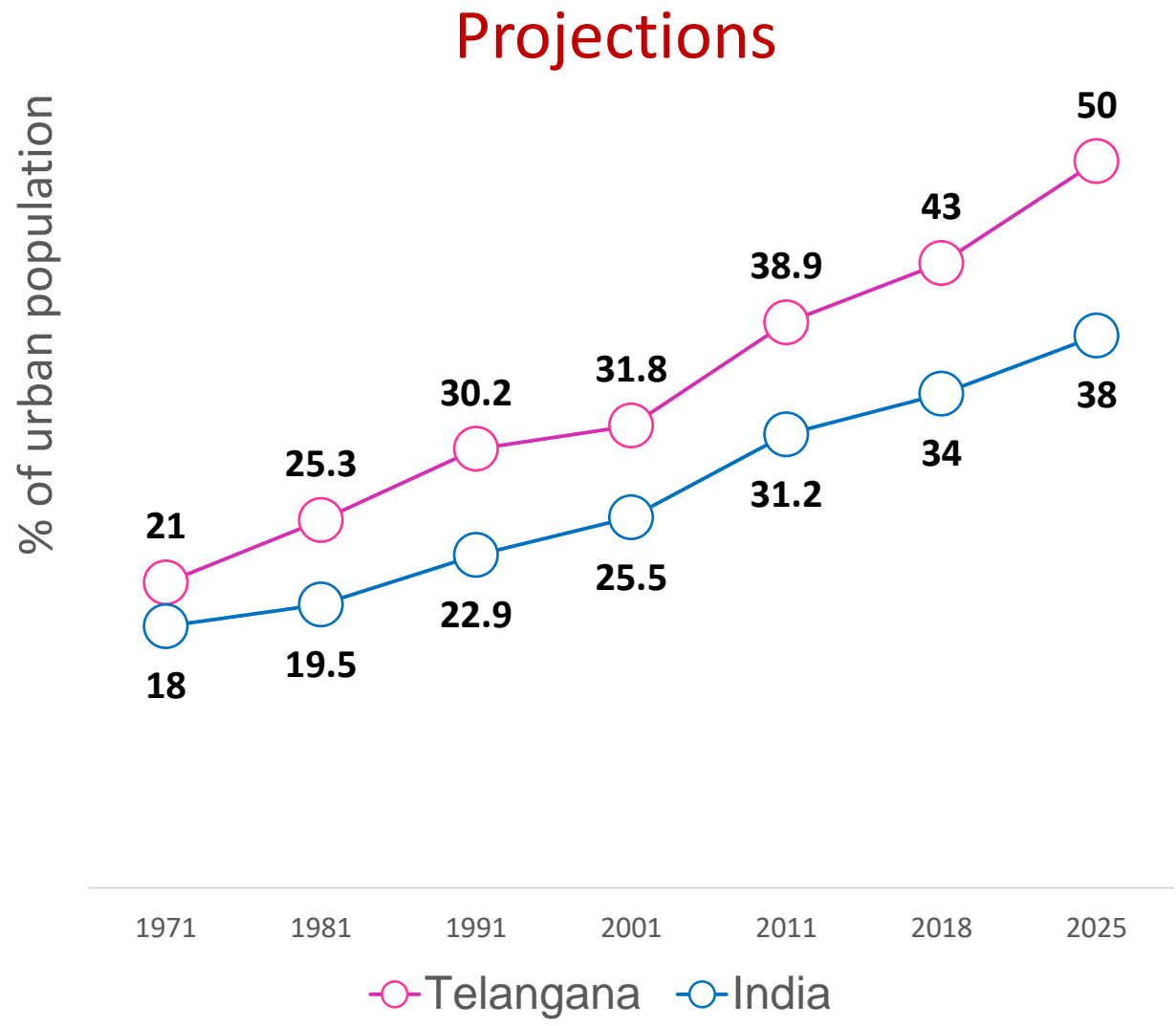


15,660 houses in-progress - Kollur, GHMC

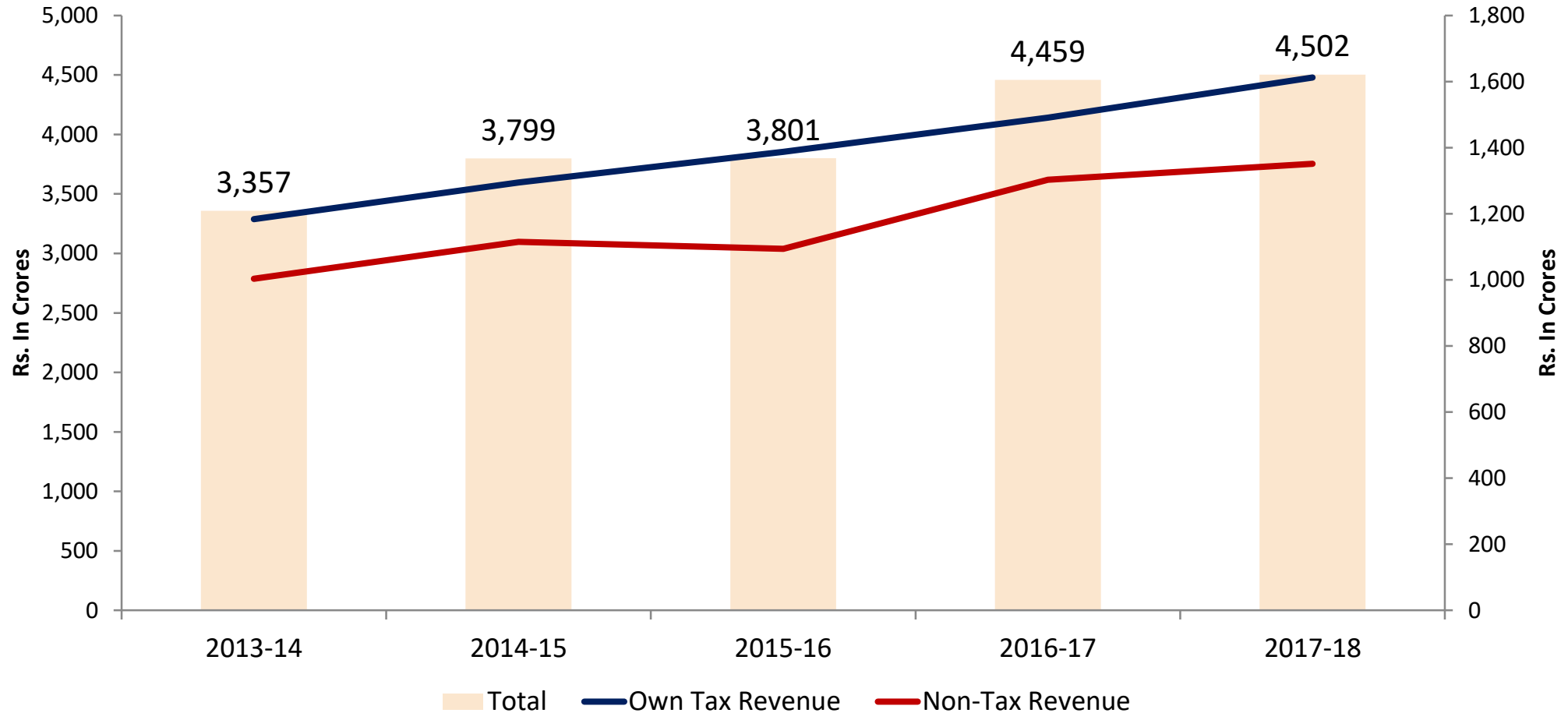
# Municipal Administration & Urban Development

# Urban Scenario: Telangana

<p><b>1.45</b> Crores</p> <p>Urban Population</p>	<p><b>142</b> ULBs</p> <p>6 MCs 136 Municipalities</p>
<p><b>42</b> percent</p> <p>GHMC accounts for 50% of total population</p>	<p><b>50</b> percent</p> <p>Estimated Urbanization Percent 2021</p>



# Trends in Municipal Revenue



- ✓ Consistent increase in Own Revenues – Taxes and Non-Taxes
- ✓ Total also includes Assigned Revenue & Devolution, State, Central and FC Grants

# Municipal Reforms: Telangana

## Policy Innovations

- ✓ One of the few states in the country to have sectoral policies
  - ✓ State SWM Policy
  - ✓ Telangana State Sanitation Strategy
  - ✓ Land Pooling Scheme Guidelines
- ✓ First state in the country to prepare Studies for Climate Change, Mitigation and Adaption for all ULBs (72) in the state

## Revenue Improvement

- ✓ **GIS based Revenue Improvement in Urban Local Bodies (ULBs):** resulted in **27% increase over the existing demand** and increased revenues of **Rs.40.00 Crores** during 2016-17.
- ✓ **Property Mapping in partnership** with ISRO and NRSC -Developed mobile app to geo-tag all properties and integrate with existing data base. **42% variation** noticed (72 ULBs). Revenue improvement **Rs.30 Crores.**

## Ease of Doing Business

- ✓ Introduced 9 online services – PT, VLT, Trade License, Water Tap Connection, Building, Advertisement and Road Cutting Permission. A total of **1,51,657** applications are received.
- ✓ Launched App, enabling access to information and making various transactions for **23 municipal services**

## Other Reforms

- ✓ Amendment to Municipal Laws
- ✓ Assignment of Functions and Tax Powers
- ✓ Constitution of State Finance Commission
- ✓ Introduction of 650 PoS machines- integrated with other services
- ✓ Conducted Business Process Audit by Institute of Public Auditors of India in all 72 ULBs

# Municipal Reforms: Telangana

## Innovative Financing

- ✓ **Municipal Bonds:** The only ULB in India issued 2nd Tranche of Rs.200.00 Crs each within a period of Six months.
- ✓ **Asset Recycling** to fund future infrastructure developments from mobilising revenues from existing operational infrastructure assets

## Traffic and Mobility

- ✓ Hyderabad – Traffic Integrated Management System (H-TRIMS): Project selected for **Best Intelligent Transport System** Award by MoHUA
- ✓ Strategic Road Development Plan: To the present traffic problems and cater to the future traffic needs in Hyderabad first Phase of the project (Rs.500 Cr) successfully completed

## Urban Green and Conservation

- ✓ Under Telangana ku Haritha Haram, a flagship program by the state, 76.91 lakh plantations are planted in GHMC and 72.45 lakh in other ULBs.
- ✓ Water Conservation – Mission Kakatiya

- ✓ Hyderabad Metro Rail, largest PPP Metro Project in the World
- ✓ Uppal Bhagath LPS, first of its kind to be implemented in short period
- ✓ Online Water Portal proposed for Water Supply Connections
- ✓ Unique Urban Transit Greening Initiative – Green belt around ORR
- ✓ Completion of Outer Ring Road and Plans to Develop Regional Ring Road underway

# Progress made in Central Government Flagship Schemes

## Swachh Telangana

- ✓ Hyderabad and Warangal cities declared **ODF ++** under Swachh Bharat Mission.
- ✓ **64 out of 74 ULBs** have been certified as ODF
- ✓ **1,46,000 IHHTs** constructed
- ✓ 63 seats **gender specific toilets** for women were constructed
- ✓ **90%** Household Coverage achieved in lifting daily garbage
- ✓ 14,59,634 garbage bins distributed to households
- ✓ Composting is being done in 47 ULBs
- ✓ Dry Resource Collection Centres operational in 30 ULBs

## AMRUT

- ✓ The state as a whole achieved more than 80 percent which is more than 70% and claimed incentives for the SAAP 2015-16 and 16-17.
- ✓ Water Supply Projects (tender designed as packages) to be completed by 2019, one year before mission completion
- ✓ GIS base maps completed for 22 ULBs out of 33.

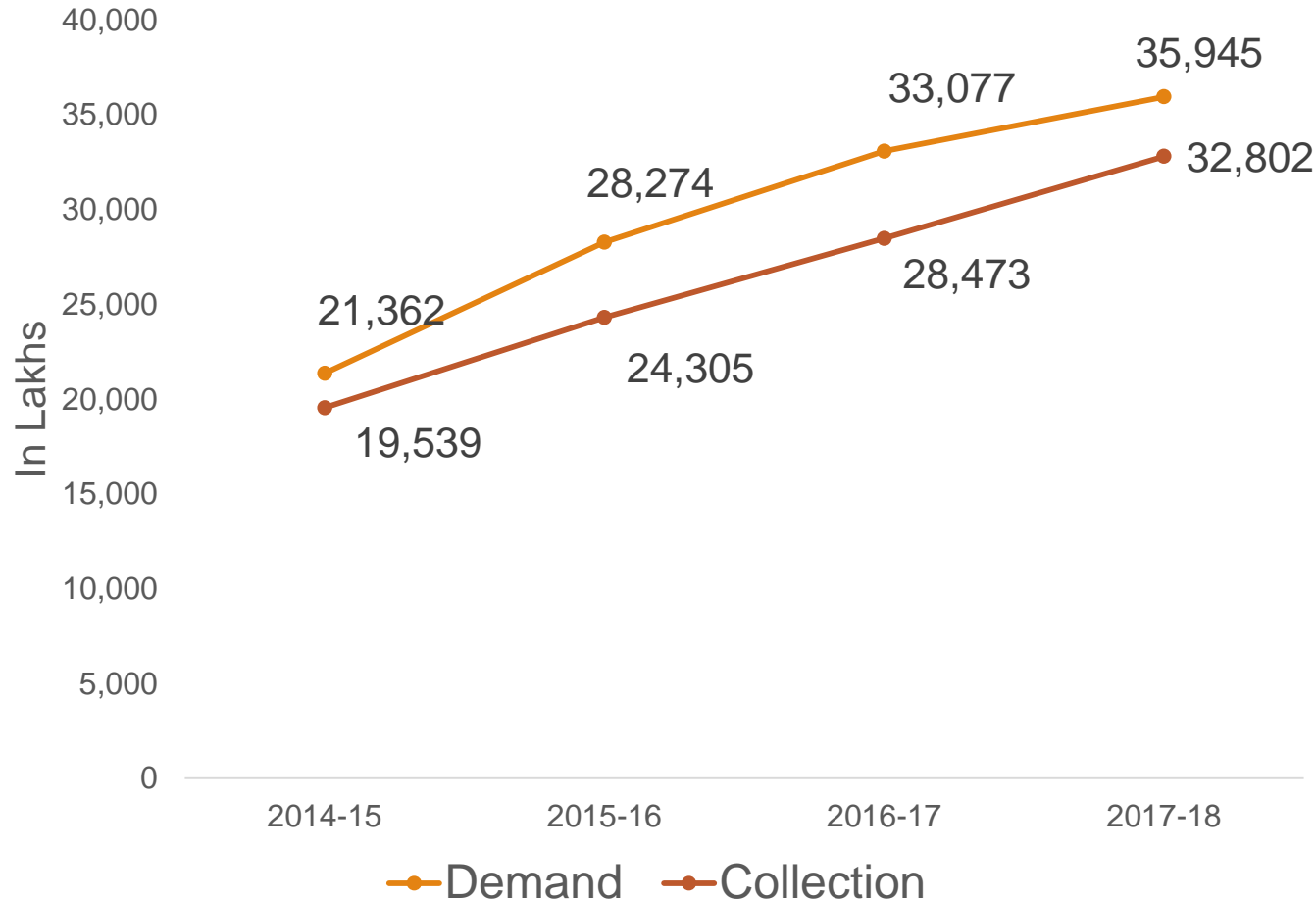
## Housing for All

- ✓ **68 percent** houses are grounded out of the total sanctioned houses under HFA Scheme
- ✓ Introduction of **direct beneficiary transfers**

## Energy Efficient Street Lighting System

- ✓ Replaced 7.97 lakh conventional street lighting
- ✓ Annual savings – **153.67 Crs.**
- ✓ Energy Savings **62 %**.

# Outcome: Robust Property Tax Collection

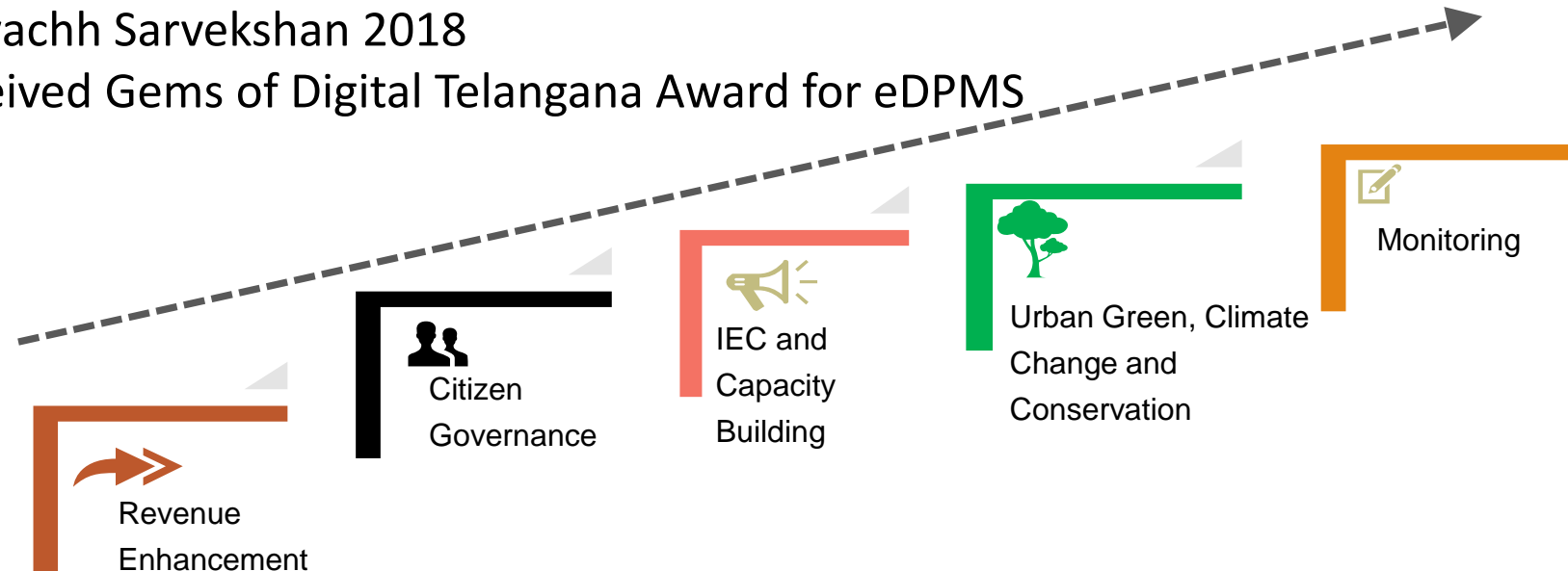


#Urban	Per capita property tax 2017-18 (Rs.)
Telangana	886.3
India	702.3

- ✓ 14.4 percent increase in demand from 2015-16 to 2016-17
- ✓ 11.1 percent increase in demand from 2016-17 to 2017-18

# Outcome and Achievements

- Without increasing tax rates, property tax collection has been enhanced by more than 100 % from Rs.747 cr in 2013-14 to Rs.1,604 cr in 2017-18.
- Property Mapping has led to an increase of property tax by 21 percent in one year
- Trade license simplified with requirement of just 2 documents under EODB.
- GHMC became the second ULB in the country to list Municipal Bonds in BSE in Feb 2018
- The state received HUDCO Award for property mapping and GIS based revenue improvement
- Hyderabad bagged the National Award in the category of India's best Swachh Capital in SWM in Swachh Sarvekshan 2018
- HMDA received Gems of Digital Telangana Award for eDPMS





# Urban Amenities Status and Gaps



## Drinking Water

Service Level Benchmark – 135 lpcd  
Average Service Levels in 74 ULBs – 80 lpcd  
Percentage gap in Service Levels – **40%**



## Green Cover

Service Level Benchmark – 10 %  
Average Service Levels in 74 ULBs – 2%  
Percentage gap in Service Levels – **80%**



## % coverage of Sewerage connection

Service Level Benchmark – 100 %  
Average Service Levels in 74 ULBs – 50 %  
Percentage gap in Service Levels – **50 %**



## % of Solid Waste Treated

Service Level Benchmark – 100 %  
Average Service Levels in 74 ULBs – 50%  
Percentage gap in Service Levels – **50%**



## Toilets

Service Level Benchmark – 100 %  
Average Service Levels in 74 ULBs – 91%  
Percentage gap in Service Levels – **9%**



## % of Coverage of Storm Water Drains

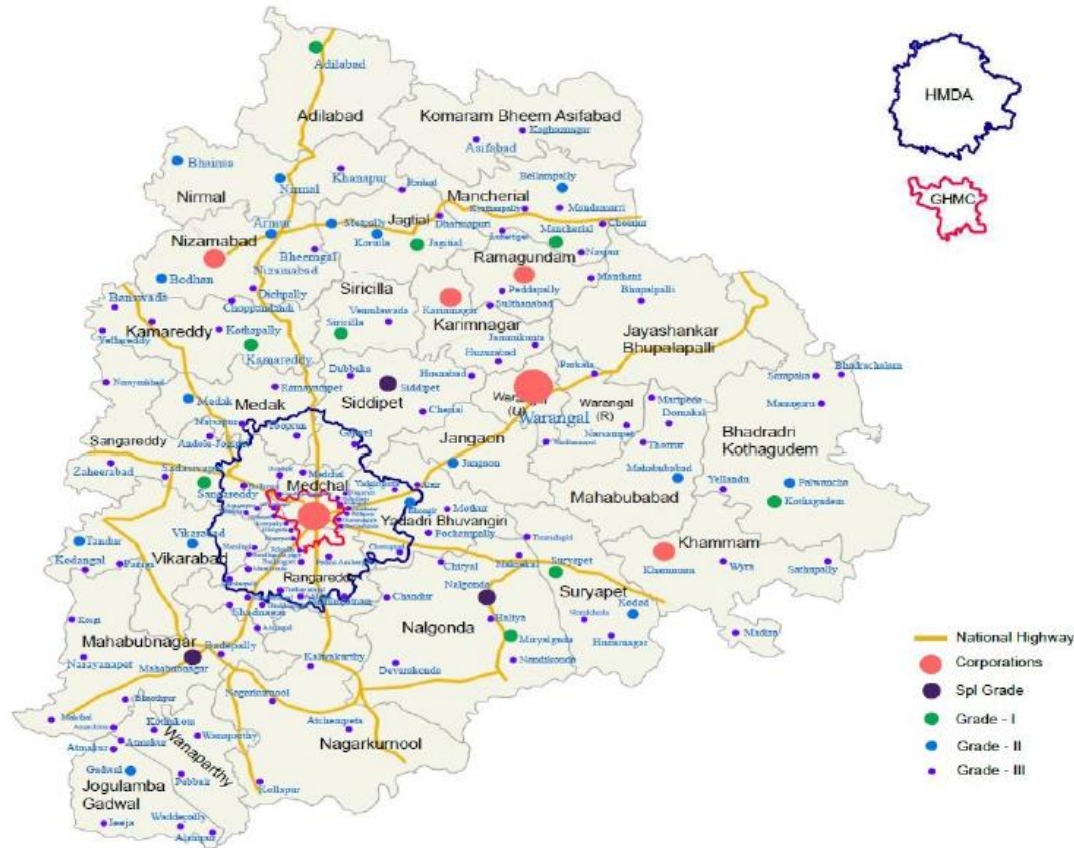
Service Level Benchmark – 100 %  
Average Service Levels in 74 ULBs – 30%  
Percentage gap in Service Levels – **70%**

# Urban Cost Estimates FY. 2020-25, Telangana

Sector	Rs. In crores	
	Capital Expenditure Required	O&M Expenditure Required
Water Supply	6,320.17	1,774.24
Urban Roads	25,358.62	1,405.93
Drains	70,253.90	1,749.45
Sewerage		
SWM		
Urban Transport	14,170.97	2,000.00
Traffic Support Infrastructure		
Street Lighting	183.12	28.33
State Specific Needs	950.00	-
<b>Total</b>	<b>1,20,741.78</b>	<b>6,957.95</b>

# Urban Local Bodies

Telangana State's 14.72 million urban population currently lives in 142 Urban Local Bodies across 33 districts in the State.



Existing ULBs **74**

New ULBs **68**

Category	Total
Municipal Corporations	6
Selection grade	0
Special grade	2
First grade	8
Second grade	16
Third grade	110
<b>Total</b>	<b>142</b>

Figure: Urban Local Bodies in Telangana

# Citizen Services



Citizen Buddy Transactions	
Downloads	>1,00,000
Transactions	55,649
Redressed	54,636
Average Service response time	8.5 days

# Ease of Doing Business Reforms

---

- During 2016, Telangana State stood first in the Country.
- During 2017, Telangana State stood 2nd and complied 100% Reforms.
- Under Municipal Administration Department a total of 53 reforms are assigned and complied all reforms successfully.
- Reforms covered various services delivered in the Department viz.,
  - Online Building Permission System
  - Property Tax online assessment and payment
  - Trade license
  - Water tap Connection
  - Mutations
  - Road Cutting Permissions

Energy

# Power Sector at a Glance

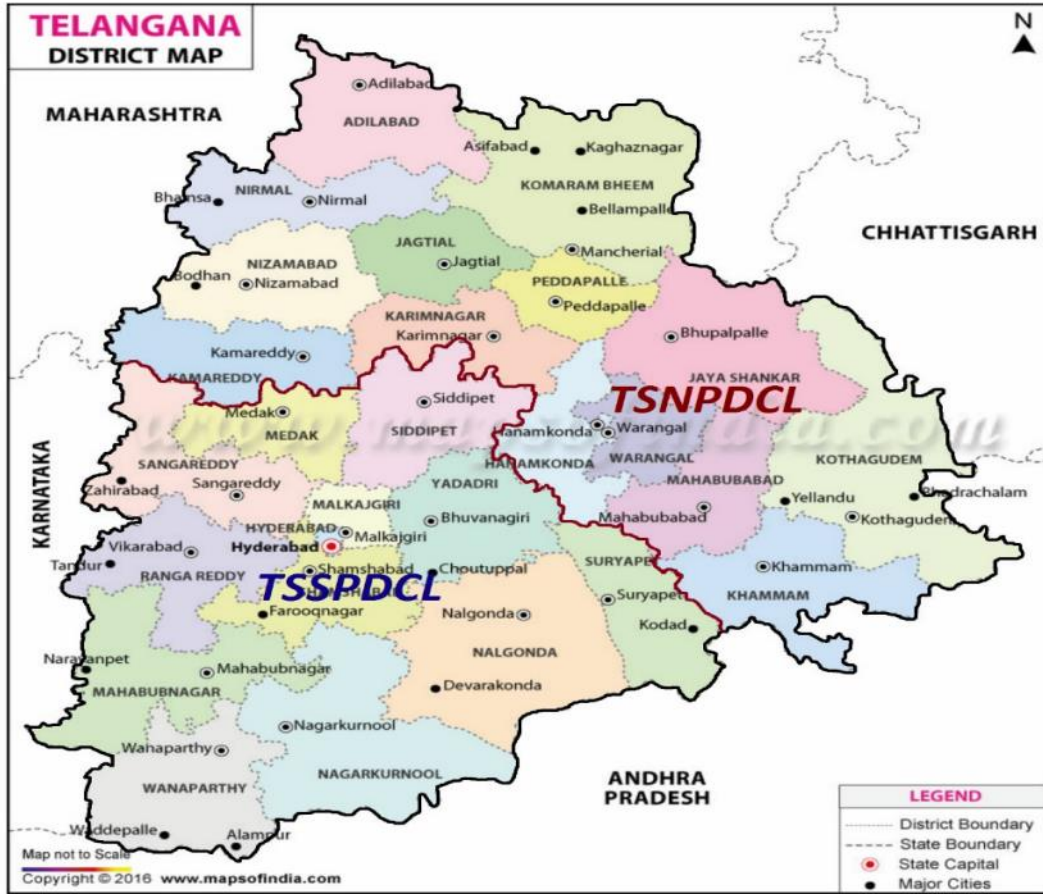
---

Description	Capacity in MW
Contracted Capacity as on 02.06.2014	7,778
Capacity Additions after 02.06.2014	8,725
Total Contracted Capacity as on 01.02.2019	16,503
Capacity of projects under construction	11,680

# Contracted Capacity

Sector	Capacity MW
1) TSGENCO	6,125
2) Singareni TPP	1,200
3) Chhattisgarh Power	1,000
4) Inter state Hydel Projects	76
5) Gas (A.P.G.P.C.L)	25
6) Central Sector (TS Share)	2,536
7) Solar	3,613
8) Other NCEs	281
9) Gas based Power Plants (IPPs)	808
10)Sembcorb (TPCIL) - Long Term IPP	839
<b>Total</b>	<b>16,503</b>

# Overview of Distribution Network



## TSDISCOMs Infrastructure as on 01.02.2018

33/11 kV Substations (No.)	2,914
Distribution Transformers (No.)	6.75 L
33 kV Line Length(Km)	23,928
11 kV Line Length(Km)	1.71 L
LT kV Line Length(Km)	3.51 L

DISCOM	Population	Consumers (Lakhs)	Districts	Towns	Mandals	Area ( Sq. km)
TSNPDCL	1.5 Crs	58.29	18	158	296	66,860
TSSPDCL	2.0 Crs	87.17	15		277	45,217
<b>Total</b>	<b>3.5 Crs</b>	<b>145.46</b>	<b>33</b>		<b>573</b>	<b>1,12,077</b>

# Power Utilities - Achievements

---

- Telangana has Created New Record in Supplying Quality Power Free of cost for 24 hours to the Agriculture sector. For the First time in the Country 24 hours power is being supplied from 01.01.2018.
- TS GENCO commissioned 800 MW Super Critical Thermal power plant at KTPS in a record time of 48 months in the state sector.
- TSTRANSCO has the distinction of having the lowest transmission losses of 2.86 % (As on Dec'18) and highest transmission availability in the country at 99.99 %.
- During 2017-18 the per capita energy consumption of Telangana is 1,727 units. This is 50% more than the All India average of 1149 units. Telangana has recorded the highest growth in per capita consumption amongst all the States in our country in 2017-18.
- T&D Losses of Telangana state has reduced from 16.06% (at the time formation of State) to 14.10 % (FY 2017-18).

# State's Flagship Programs in Energy Sector

---

- Telangana is the only state in the country supplying **Free Power for 24 hours to the Agriculture sector** to 23.58 Lakh agriculture pump sets in the state from **01.01.2018** onwards.
- In order to make state self sufficient in power it is planned to add **11,680 MW** of Power in coming 3 to 4 years.
- As a part of **UDAY** scheme Telangana Govt., has taken over 75% of total debt i.e. Rs.8,923 Crores as per Scheme and remaining 25% of the debt retained by the DISCOMS i.e., Rs.2,974.31 Crores is being restructured. As per the conditions of UDAY Scheme, Telangana DISCOMS are meeting all the operational Parameters.
- **IPDS** scheme cost was revised to Rs. 670.23 Crs based on the tendering process & works have been awarded for 100% of the scheme cost. Works are taken up and under progress.
- For **DDUGJY** Scheme REC has approved for an amount of Rs. 457.36Crs + Rs. 2.28Crs (PMA cost) for 9 Rural districts in Telangana State. Works are taken up and under progress. Out of 84Nos. SS, 47 Nos. SS charged, 37 Nos. SS under progress.

Forest



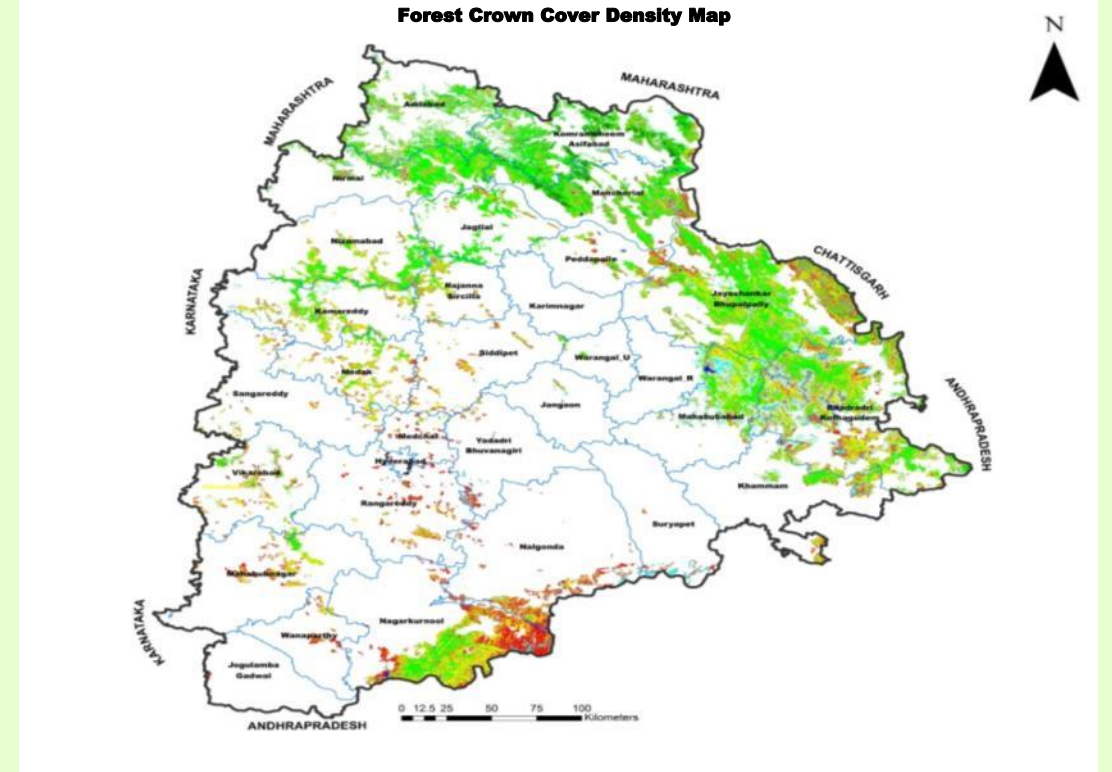
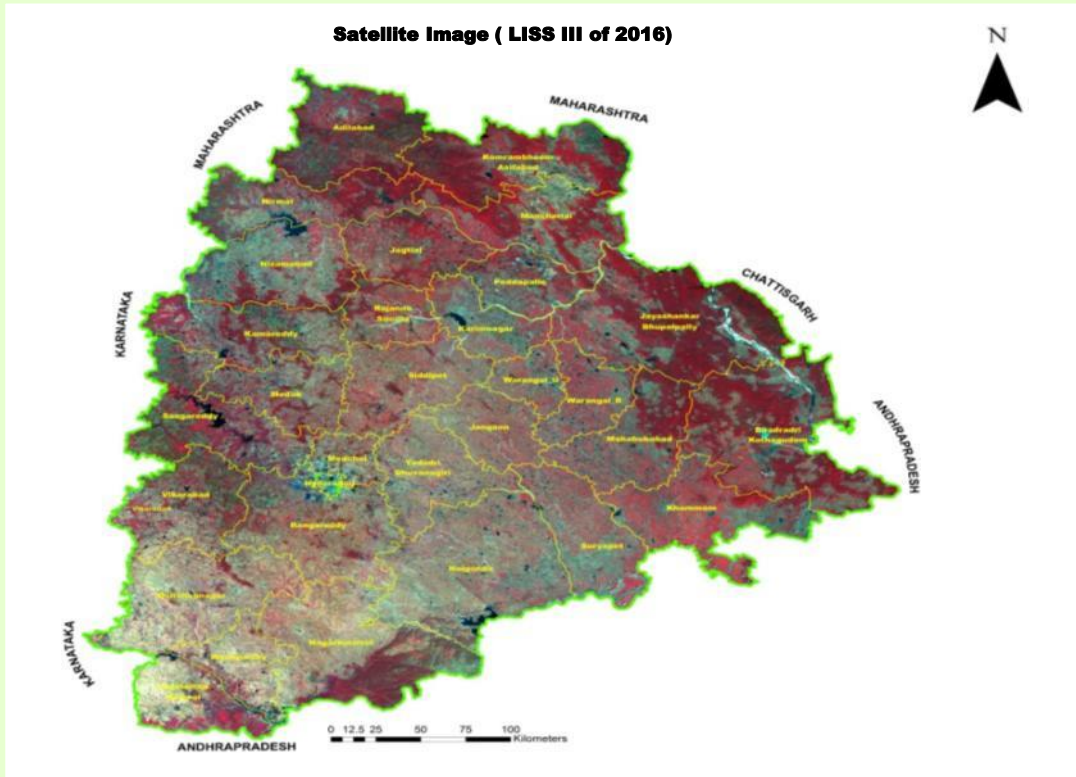
Pledge of villagers for protection of plants in the village – Kandannapally (V) of Gangadhara (M) in SF Range, Karimnagar District



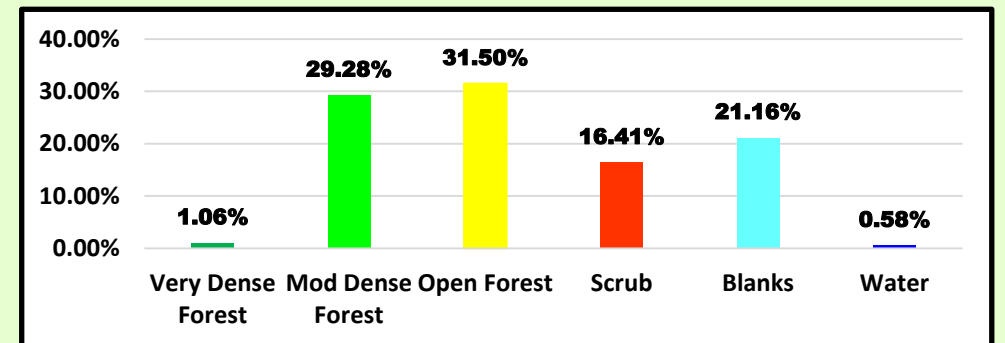
# Telangana Haritha Haram



# FOREST COVER IN TELANGANA



	(Area in Km <sup>2</sup> )
<b>Very Dense Forest</b>	<b>286.47</b>
<b>Moderately Dense Forest</b>	<b>7,896.83</b>
<b>Open Forest</b>	<b>8,495.60</b>
<b>Scrub</b>	<b>4,426.00</b>
<b>Blanks</b>	<b>5,707.95</b>
<b>Water</b>	<b>156.64</b>
<b>Total</b>	<b>26,969.49</b>



# Telanganaku Haritha Haram

---

## Objective:

- To increase the tree cover from 24% to 33% in tune with National Forest Policy

## Strategy:

- Taking up extensive plantation outside the notified forest
- Planting inside the notified forests,
- Rejuvenation of Degraded Natural Forests

## Mandate:

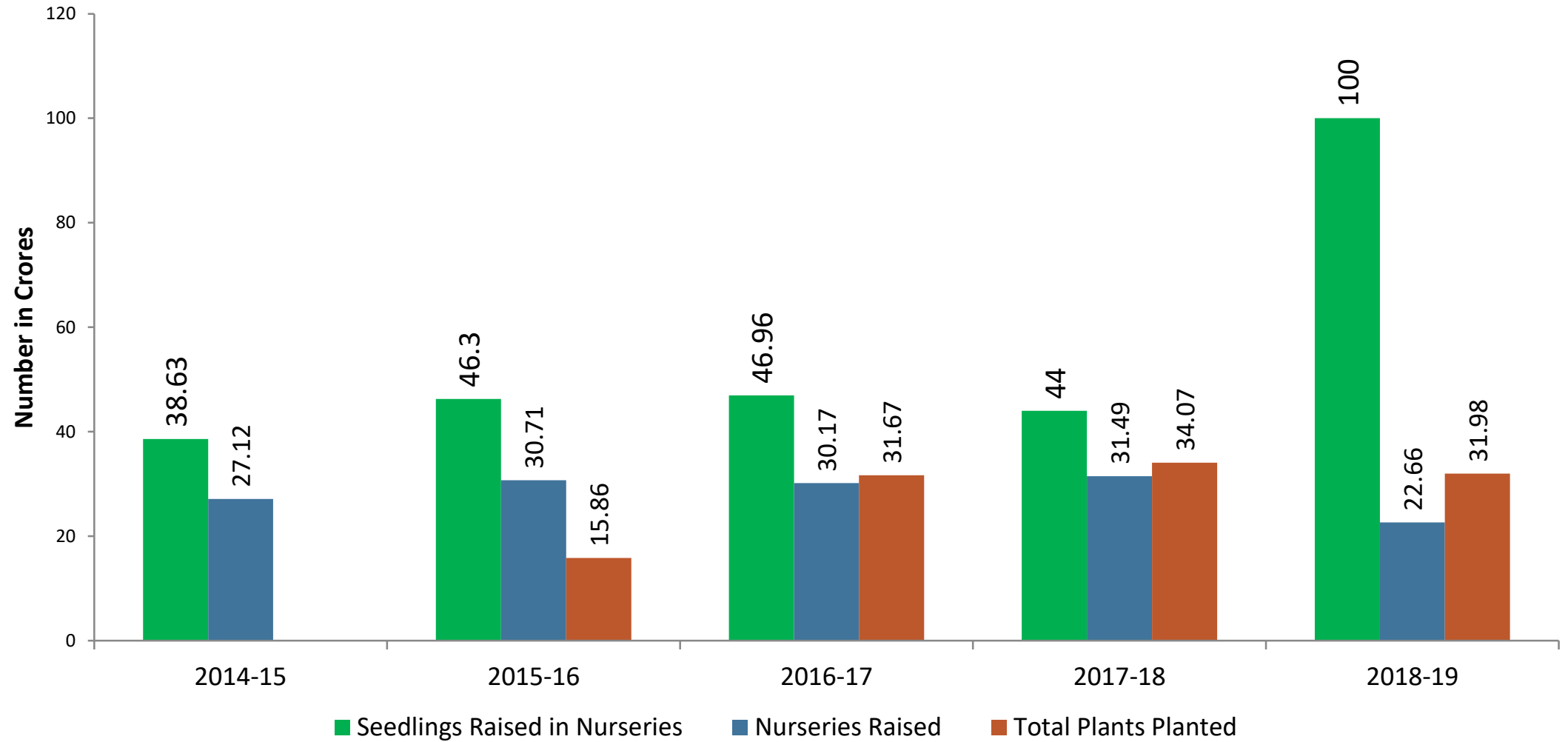
- Plant 230 Crores seedlings in 4 years
- 130 crore seedlings outside the forest area
  - 120 Crs other areas
  - 10 Crs in GHMC / HMDA areas
- 100 Crores seedlings / saplings inside the notified forests
  - 20 Crs by planting inside Forests
  - 80 Crs by Rejuvenation of degraded forests
- Achieve these targets in 4 years

# Yearly Targets for Planting

---

- Each GP 40,000 Nos Plants
- Each Assembly Constituency : 40 Lakhs Plants
- Each District target varying from 41 Lakhs to 2.03 Crs. Plants
- Each year 40.00 Crs. Plants

# Achievements So Far



## Achievements So Far...

---

- Total Plants Planted so far: 139.56 Crores  
(113.58 crores + 25.98 crores including ANR)
- Geo-tagged: 26.65 Crores (During 2018-19)
- Green Brigades : 30,900 Teams, 4,82,508 Members
- Total Block plantations so far : 28,859 Ha
- Total Avenue plantations so far: 6,711 Kms
- Total area being treated under Aided Natural Regeneration (ANR): 2.65 Lakh Ha
- Total Peripheral trench dug so far: 7,157 Kms
- Total Fire lines created so far: 5,823 Kms
- Urban Parks being developed : 32 Nos

# Future Expansion of the Programme

---

- Yearly Planting Target from 2019 onwards : 100 Crores
- One GP one Nursery in Rural Areas : 12,751 Nos
- One nursery in each ULB : 143 Nos
- Green cell in each ULB
- Rejuvenation of Degraded Natural Forests on saturation basis
- Taking up avenue plantations on all roads on saturation basis
- Create at least one Urban Forest Park in each ULB
- Completely saturate GPs and ULBs with planting



## Siddipet District - Ibrahimpur Village Planting



# Planting in Farmers Fields



# Planting in Institutions and Offices





# Telanganaku Haritha Haram

Government of Telangana



Nurseries : 11,601 Nos

## Soil and Moisture Conservation works



Percolation Tank



Check Dam



Staggered Trenches



Rockfill Dams





**BEFORE**



**Komatibanda - Before**



**AFTER**



**Komatibanda - After**

## Telanganaku Haritha Haram – Semi Mechanical (SMM) Plantations



## Sangapur SMM Plantation – 105 Ha. (2016)



# Panchayati Raj & Rural Development

# Panchayati Raj System (as on 01.03.2019)

---

■ No.of Gram Panchayats in the State	-	12751
■ No.of Wards in the Gram Panchayats	-	1,13,354
■ No.of Mandal Praja Parishads	-	438
■ No.of Mandal Presidents	-	438
■ No.of MPTC Members	-	6,441
■ No.of Zilla Praja Parishads	-	09
■ No.of Chairpersons in ZPPs	-	09
■ No.of ZPTC Members	-	447

# Road Network

---

## Panchayati Raj:

- At present, road network of 68247.00 Km exist.
- The surface wise details are as follows:
  - CC Roads - 3,121.00 Km
  - BT Roads - 21,760.00 Km
  - WBM Roads - 11,098.00 Km
  - Gravel + Earthen Roads - 32,268.00 Km

## R&B:

- At present, road network of 27,521.00 Km exist.
  - State Highways - 2,149 Km
  - Major District Roads - 12,070 Km
  - Other District Roads - 13,302 Km
- National Highways: - 3,862.61 Km

# Initiatives of the Government

---

- To further decentralize the power 4,383 new GPs formed taking the total to 12,751 and Tribal habitations have been declared as GPs to govern themselves
- Elections to the Gram Panchayats completed - The term of the new body commenced from 02.02.2019
- Created 6,603 additional Panchayat Secretary Posts to provide one Panchayat Secretary to each G.P. and recruiting 9,355 (including new posts and existing vacancies)
- Engaging one sanitary/Multipurpose worker for every 500 population with monthly remuneration of Rs.8,500/-(under consideration)
- Proposed to provide permanent buildings to 4,390 Gram Panchayats.
- Drinking water supply including maintenance is being done through Mission Bhagiratha Scheme
- To curtail delays, an efficient online system has been put in place for Layout Approvals; Building permissions; Trade licenses – New and Renewal ; Assessment of House Tax; Payment of House Tax; Birth and Death Certificates.
- Fourteen districts have been declared as ODF
- 95% of House holds in the State have been sanctioned IHHLs
- Collection of own source resources(OSR) improved - During 2017-18, Rs. 438 Cr collected out of Rs. 502 Cr demand(87.25%). It was 63.25% in 2014-15

# Aasara Pensions

- Aasara' pension scheme is meant to protect the most vulnerable sections of society
- Assara pensions now covering aged, widowed, single women, beedi workers, people suffering from filariasis, handloom workers, toddy tappers are proposed to be increased from Rs.1,000 per month to Rs.2,016.
- For differently abled persons, the monthly pensions from Rs.1,500 to Rs.3,016.
- The age limit for old age pensions from 65 years to 57 years. This will benefit more people.
- The total outlay proposed towards Aasara pensions is Rs.12,067 crore in 2019-20.

## Beneficiaries of Aasara Pensions as on January, 2019

Aasara Scheme - Pensioners									
Pensions							Financial Assistance		Total
OAP	Disabled	Widow	Weavers	Toddy Tappers	HIV Patients	Filaria Patients	Beedi Workers	Single Women	
13,24,920	4,88,432	14,45,157	37,388	63,046	28,223	14,148	4,08,659	1,32,398	39,42,371

# Mission Bhagiratha



## ಮಿಷನ್ ಭಗೇರಥ

ಇಂದಿಂಟಿಕಿ ತಾಗುನಿರು, ಇಲ್ಲಾಲಿ ಕಪ್ಪಾಲು ತಿರು



# Mission Bhagiratha

---

- Gigantic project aimed to provide safe, adequate, sustainable and treated drinking water to all the households in the State.
- Targeted to provide 100 Litres per Capita per Day (LPCD) water in rural areas, 135 LPCD to all Municipalities and 150 LPCD to all Municipal Corporations.
- It will reduce dependency on Ground Water sources and improve the water quality issues (such as excess fluoride, nitrates, TDS) by establishing intake arrangement, water treatment plant, and transmission system.
- The Project contemplates to draw about 59.94 TMC of water from rivers Krishna and Godavari.
- A great volume of work was done with mission mode approach within the short period. 23,422 habitations and 118 urban local bodies are covered with Bulk water supply.
- Till date 19,219 rural habitations are covered with household supply, balance are planned to be completed by 2019.

# Implementation Status

---

**Gajwel Sub-segment Commissioned by Hon'ble PM on 07.08.2016**



**Action plan to supply drinking water to all the 24,225 habitations and its households**

# Mission Bhagiratha Project



# INTAKE WELL AT SINGUR RESERVOIR

(Annual Requirement – 1.88 tmc, Habs Covered – 873)



# PALAIR INTAKE WELL

(Annual Requirement – 4.70 tmc, Habs Covered – 2023)



# 125 MLD WTP AT LMD COLONY



Transport

# Transport – At a Glance

Sl.	Type of Vehicles (Registered during 2017-18)	Quantity (Nos.)
1.	Transport	96,579
2.	Non-Transport	9,16,961
	Total Vehicles	10,13,540

## Online Services:

- Citizen walks in to the respective RTA office and completes the Transaction by showing the relevant documentary proof
- Implemented online services and slot booking for all the 59 Citizen Services from 02-08-2016 - So far 1.24 Crore transactions done through online

## New Initiatives:

- Integrated with Insurance Information Bureau of India (IIBI) for updation of insurance validities
- SMS alerts to tax defaulters, Renewal of DL, Permit, FC, Registration etc.
- Integrated with Police Department for better enforcement and Road Safety
- The growth rate under the revenue collection is 9.40% (Upto December, 2018)
- RTA M-WALLET Mobile App was launched on 30-03-2016 to store digital documents of DL, RC and Insurance - Very convenient to use instead of carrying physical documents

# TSRTC – At a Glance

Sl.	PARAMETER	UNIT	2018-19 (Upto Dec.18)
1	Depots	Nos.	97
2	Fleet Held (as on last day)	Nos.	10,504
3	Employees	Nos.	51,158
4	Bus Staff Ratio (on Held)	Nos.	5.46
5	Kilometers	Crs.	98.77
6	Gross Income	Rs. / Crs.	3706
7	Vehicle Utilisation	Kms.	342
8	HSD KMPL	Kms. / Ltr.	5.13
9	Occupancy Ratio (OR)	%	73.17
10	Accidents / 1 Lakh Kms.	Nos.	0.07
11	Breakdowns / 10000 Kms.	Nos.	0.02
12	Passengers / day	in Lakhs	97.92
13	Crew Utilisation	Kms.	163
14	Tyre Life	Lakh Kms	2.03

## HIGHLIGHTS:

- 40 Electric buses with charging infrastructure is ready and buses will be put into operation on Airport routes in the month of Feb.2019.
- In the Corporation the FASTag system has been implemented for cashless travel on NHAI Toll Plazas through electronic toll collection, w.e.f.01.08.2017 in all Depots which pass through Toll plazas on National highways.
- Implementation of cash less transactions at bus stations, bus-pass counters and bus depots.
- Implementation of Vehicle Tracking & Passenger Information System (VT & PIS)

Home

# Home

---

## VISION

- Hon'ble Chief Minister of Telangana State has defined the vision of transforming the State to expand its footprint on the global map where
- High standards of Quality Living and Enhance Life Expectancy
- An opportunity to global communities for long-term investments and nurture into high growth corridor
- Enhance safety and security of habitants and critical infrastructure
- Respect and promote diverse cultural values and historical heritage
- Foster good governance, continuous development and sustenance of multi-disciplinary capabilities.
- Human Capital Development for continuous innovation and compete on global platform for economic growth.

# Home...

---

## OBJECTIVES

- Telangana State Police Department has defined the Citizen-centric objectives in line with the State Vision where
- Establish good governance in safeguarding the rights of the citizens and encourage law abiding citizens.
- Be Responsive, Accountable, and Transparent in providing citizen-friendly uniform service delivery to the citizens with a motto of “One State – One Service – One Experience for all citizens at all times”.
- Continuous Innovation to transform the future through leveraging incremental and disruptive technology and process innovations.
- Engage in community partnerships and global networks to build safer neighborhoods and community cohesion.
- Promote Change Management and Personnel Development Programs.

## Key Performance Areas

---

The major key performance areas defined to achieve the aforesaid objectives through *Citizen friendly Responsive Policing*:

- Public Safety and Services
- Community Policing
- Women and Child Safety
- Crime Prevention, Detection, Investigation, and Prosecution
- Criminal Surveillance
- Cyber Security
- Road Safety and Traffic Compliance
- Police Personnel career and skill development

# Technology and process interventions

---

- Smart Police Stations
- Community Visible Policing
- Cyber and Clues Lab
- Women & Child Safety – First-of-its-kind Initiatives
- Mobile Apps - Citizen Satisfaction Feedback Services; Passport Verification System (Verifast App)
- City-wide Video Surveillance, Community CCTV Project
- Safe & Smart City Project
- Nenusaitam Project
- City-wide Integrated Traffic Management System (ITMS)
- Technology Fusion Center: State-of-art Data Center; Command and Control Center; Multi-Agency Operations Center (MAOC); Functional Blocks

## Impact & Achievements

#	Area of Impact	Hyderabad City (2014-18)	Telangana State (2017-18)
1	Overall crime rate has been reduced by	24.0 %	5.0%
2	Major Crimes has been reduced by	26.0 %	6.0%
3	Crime against women has been reduced by	12.0 %	10.0%
4	Conviction rate has been improved by	11.0 %	11.0%
5	First Responder attends (Response) to Emergency Situation with an Average	5.0min.	8.5min.
6	Police verification for passport clearance is delivered within	4 days	4 days
7	Identification of suspects in a reported crime that speedup the investigation process is within	48 hours	48 hours
8	Undetected No. of suspects in property thefts has been detected through integrated fingerprint system	1,348 Nos	509 Nos
9	Offenders out of total 8,24,010 offender database have been detected through mobile finger print system	5,594 Nos	6,832 Nos

Revenue

# Revenue – Land Records Updation Programme

---

## Background:

- Survey, Settlement and bundobust was conducted during Nizam period in Telangana area during 1932-34.
- Recording of Khata wise details were carried out and Khasra Pahanis were prepared in Hyderabad State in 1954.
- No serious attempts made to update the land records in the state after 1954.
- Huge gap between records and ground reality resulting in litigations and disputes including crimes went up and sufferings of farmers increased.
- Government has decided to take up a massive programme to purify & update the land Records.

# Objective

---

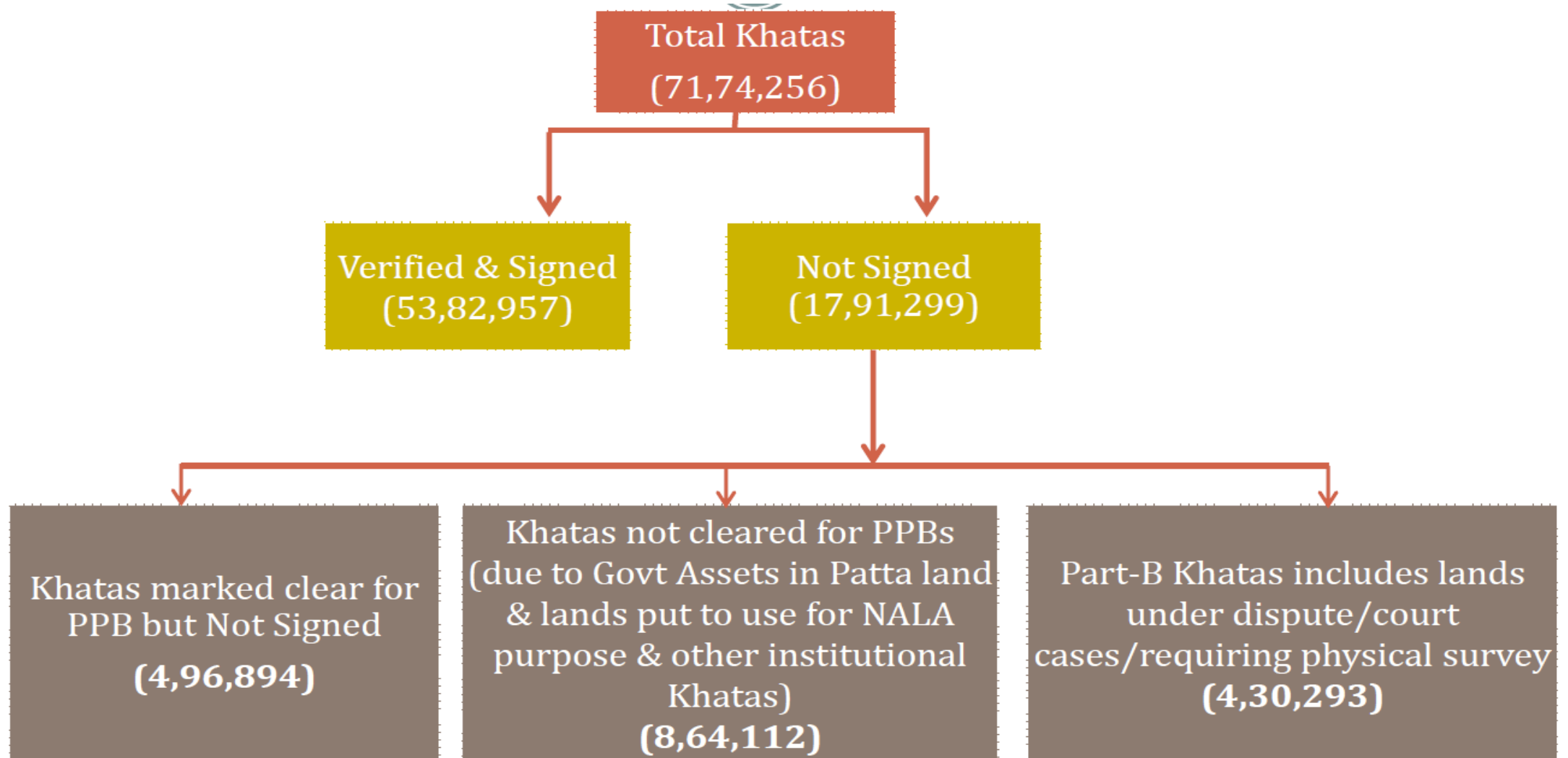
- Accordingly, the Government has taken up this ambitious programme in a time bound manner and the field exercise was conducted from 15.09.2017 to 31.12.2017 to redress the grievances of farmers with the objective of having
  - Accurate land records which reflect the ground reality with regard to holdings & possession of the farmers.
  - Transparent and accountable Land Record Management System, so that farmers are able to freely access land records.

# Coverage

---

- 1,523 teams formed.
- 3,500 revenue officers were deployed.
- Taken up in 10,823 Villages
- Exercise covered in all 568 Mandals of 30 Districts of whole State (except Hyderabad).
- Total Extent of Land covered - Ac 2,38,59,727.12 Gts.
- Detailed guidelines/circulars were issued and all Teams sensitized by imparting Trainings starting from VRO to Joint Collector.

# Present Status as on 12.02.2019



## Status as on 12.02.2019

		<b>Extent(Acs-Gts)</b>
1	Total Number of Revenue Mandals in which LRUP work takenup	568
2	Total Number of Revenue Villages in which LRUP work takenup	10,823
3	Total Extent of Land verified during LRUP	238,59,727.12
	a. Total Extent of land clear	226,92,148.18
	b. Total Extent of land not clear (Part-B)	11,67,578.34
4	Total Sy.Nos of Land verified during LRUP	194,92,480
	a. Total Sy.Nos of land clear	185,22,309
	b. Total Sy.Nos of land not clear	9,70,171
5	Total number of Khatas	71,74,256
	a. Total Number of Khatas clear	
	i. Agricultural Khatas	58,79,851
	ii. Non Agricultural & Govt. Assets	8,64,112
	b. Total Number of Khatas not clear (PART-B)	4,30,293

## Outcomes of the Programme

---

- The total land mass of the Village has been accounted for. (Agricultural lands, Non-Agricultural lands, Assets & Structures)
- The Aadhaar linked updated Land Records serve as base record for various schemes of different departments like Agriculture, Civil Supplies, Rural Development etc.
- The updated records were the key for implementation of prestigious Rythu Bandhu (Agriculture Investment Support Scheme) in Telangana State.
- Legal complications on the land issues reduced and court cases in civil and revenue courts has come down.
- The updated land records are made available through the CCLA web portal (<http://ccla.telangana.gov.in/>).





**Thank You**